



CINCINNATI



UC ATHLETICS COMMUNICATIONS 2751 D'VARSIY WAY SUITE 860 CINCINNATI, OHIO 45221-0021 // GOBEARCATS.COM

GAME 5 at **UCONN**
SEPTEMBER 29, 2018



Nippert Stadium (40,000) 3:30 p.m. ET
East Hartford, Conn CBS SN / 102.7 WEBN FM

2018 SCHEDULE (4-0)

DATE	OPPONENT	TIME (ET)/RES	TV
Sept. 1	@ UCLA	W, 26-17	ESPN
Sept. 8	@ Miami (OH) ^	W, 21-0	FOX 19/ESPN3
Sept. 15	ALABAMA A&M	W, 63-7	ESPN3
Sept. 22	OHIO	W, 34-30	ESPNU
Sept. 29	@ UConn *	3:30 p.m.	CBS SN
Oct. 6	TULANE *	TBA	TBA
Oct. 20	@ Temple *	TBA	TBA
Oct. 27	@ SMU *	TBA	TBA
Nov. 3	NAVY *	TBA	TBA
Nov. 10	USF *	TBA	TBA
Nov. 17	@ UCF *	TBA	TBA
Nov. 23	ECU *	TBA	TBA

All times ET. Home games in **BOLD CAPS**, played at Nippert Stadium.
^ - Paul Brown Stadium. * - American Athletic Conference game.

TV: CBS SPORTS NETWORK

- Play-by-Play..... Rich Waltz
- Analyst..... Aaron Murray
- Sideline..... N/A
- Online: CBS Sports App / CBSsports.com/cbs-sports-network

RADIO: BEARCATS SPORTS NETWORK

- Play-by-Play..... Dan Hoard
- Analyst..... Jim Kelly Jr.
- Sideline Reporter..... Tony Pike
- Host/Engineer..... Mo Egger
- Local: 102.7 WEBN FM
- Satellite: XM 387, Sirius XM Internet 977
- Online: Tunein.com
- Mobile Apps: TuneIn

LIVE STATS: GoBEARCATS.com

TWITTER: #BEARCATS

- Official Accounts..... @GoBearsats | @GoBearsatsFB

MOBILE APP: CINCINNATI BEARCATS

Relaunched prior to the 2017 season, the Cincinnati Bearcats app for iPhone, iPad and Android devices offers fans a wide variety of information on the Bearcats — home and away. The free app is available in the App Store and Google Play.

ATHLETICS COMMUNICATIONS

RYAN KOSLEN.....Assoc. AD / Football Contact
Phone (O/C):..... 513-556-5186 / 513-497-3132
Email:..... Ryan.Koslen@uc.edu
Twitter..... @Koz_UC

Web:.....GoBEARCATS.com
Nippert Stadium Press Box:..... 513-556-1010

RV / RV CINCINNATI BEARCATS (4-0, 0-0 AAC)

Head Coach: Luke Fickell
Record at Cincinnati: 8-8 (Second Year)
Overall Record: 14-15 (Third Year)

UCONN HUSKIES (1-3, 0-1 AAC)

Head Coach: Randy Edsall
Record at UConn: 78-82 (14th Year)
Overall Record: 100-113 (19th Year)

GAME INFORMATION

Facility: Pratt & Whitney Stadium At Rentschler Field
Capacity: 40,000
TV: CBS Sports Network / CBS Sports App
Radio: 102.7 WEBN FM
Online: TuneIn.com / XM 387 / Sirius XM Internet 977
Series Record: Cincinnati leads 11-3
At UConn: Tied 3-3
Last Meeting: Nov. 25, 2017 - Cincinnati won 22-21

FOOTBALL WELCOMES OHIO SATURDAY FOR FIRST MATCHUP SINCE 1981

- The University of Cincinnati football team heads back on the road to open American Athletic Conference play against UConn inside Pratt & Whitney Stadium at Rentschler Field on Saturday at 3:30 p.m. ET. The game will air on CBS Sports Network (Cincinnati Bell: 203, DirecTV: 221, Dish: 158, Spectrum: 1322) and the CBS Sports App and via radio on 102.7 WEBN FM, XM 387, Sirius XM Internet 977 and TuneIn.com.

THE SERIES

- Saturday marks the 15th meeting of the schools who have played annually since 2005. Cincinnati leads 11-3 and has won six of the past seven meetings, but the series is knotted at three apiece in East Hartford.

THE COACHES



- LUKE FICKELL was named the 42nd Football Head Coach at the University of Cincinnati in December 2016. He took the reins of UC's program after spending 15 years at his alma mater, Ohio State. A veteran of nearly 20 years coaching at the FBS level, Fickell was a part of nine Big Ten Conference titles (seven as a coach, two as a player) and two national championship squads with 15 postseason games and 12 NFL Draft selections under his belt.

- RANDY EDSALL is in his second stint as the UConn head football coach after being with the program for 12 seasons from 1999-2010. He led the program from Division I-AA status in 1999 to an appearance in the Fiesta Bowl following the 2010 season.

STREAKS, STORYLINES, SIDEBARS ...

- The University of Cincinnati football team plays its 131st season in 2018. The program dates to 1885 and is one of the 10 oldest in major college football. UC has won a league title five times in the last 11 years and played in nine bowl games in the last 12 seasons.
- Entering 2018, UC is one of 36 NCAA FBS teams with 100 wins since 2005. The Bearcats' .638 winning percentage since 2007 ranks among the Top-30 teams in the NCAA FBS, winning at least nine games seven times in the last 12 years.
- UC won back-to-back-to-back American Athletic Conference FB Team Academic Excellence Awards in 2015, 2016 & 2017.
- UC was picked fourth in the American Athletic Conference Preseason poll and is the only team in the conference to return its leading rusher (Gerrid Doaks), passer (Hayden Moore) and receiver (Kahlil Lewis) from the 2017 season.
- Almost sixty-nine percent of UC's roster (77 of 112) is made of up freshmen, RS freshmen and sophomores.
- UC is one of the five youngest teams in college football, featuring 81 underclassmen (29 sophomores, 17 redshirt freshmen, 35 true freshmen) on its 112-person roster.
- The 2018 roster is composed of student-athletes from 16 states and five countries. Sixty-four Bearcats hail from Ohio, with 24 from Cincinnati, followed in order by Florida (10), Georgia (9), Indiana (6), Illinois (4), Kentucky (4), Virginia (4), Alabama (3), Michigan (2) with single players from California, Delaware, New Jersey, Pennsylvania, Texas and Washington.
- The Bearcats (4-0) have equaled their 2017 win total and are off to their best start since the 2012 season (5-0).
- UC sits in the Top-20 of the FBS in: 4th Down Conversion Pct. (18), fewest passing yards allowed (10), red zone offense (t-1), scoring def. (10), team passing efficiency def. (3), total def. (10), and fewest turnovers lost (12).
- UC leads the American in total def. (274.5), scoring def. (13.5), pass def. (153.2), pass def. efficiency (91.0) and punting (41.6), sits tied for first in red zone offense (100.0) and ranks second in opponent 3rd-down conversions (32.3).
- DT Cortez Broughton leads the league in sacks (2.12) and ranks second in tackles for a loss (0.9).
- RB Michael Warren sits second in the American in rushing (108.8) and second in scoring (12.0).
- QB Desmond Ridder ranks fourth in the league in pass efficiency (157.7). He completed his final 10 passes against Ohio.
- P James Smith is third in punting, averaging 45.0 yards per kick.
- The 77-yard strike from QB Desmond Ridder to WR Rashad Medaris against Ohio is the second-longest play by an American Athletic Conference team this season.

GET CONNECTED:



ATHLETICS COMMUNICATIONS

The University of Cincinnati Athletics Communications Office is ready to assist you in every way possible to make the experience of covering UC Athletics productive and rewarding.

Richard E. Lindner Center · Suite 860 · 2751 O'Varsity Way · Cincinnati, OH 45221-0021

SID Phone 513-556-5191
 Press Box Phone.....513-556-1010
 WebsiteGoBEARCATS.com

COMMUNICATIONS

Ryan Koslen.....Associate AD/Football Contact
 513-497-3132 Ryan.Koslen@uc.edu
 Andre Foushee Assistant AD
 513-556-5182Andre.Foushee@uc.edu
 Alex Ryan..... Director
 513-556-5191.....Alex.Ryan@uc.edu
 Carl Schmid..... Director, Digital Media
 513-556-5191Carl.Schmid@uc.edu
 Mollie Radzinski Associate Director
 513-556-0667.....Mollie.Radzinski@uc.edu
 Drew Weber..... Assistant Director.
 513-556-5145.....Drew.Weber@uc.edu
 Megan Coffey..... Video Contact
 513-556-5004Megan.Coffey@uc.edu

MEDIA CREDENTIALS

Requests for official working media credentials should be directed to the UC Sports Communications Office. All requests should be received no later than noon, four days prior to the game. Visit the football page at GoBEARCATS.com to request credentials online. Season credentials will be available for pickup prior to the first game. No credentials will be mailed after Tuesday preceding the game. Thereafter, credentials may be picked up on gameday at the media will call located by gate 6.

SCOUTING PASSES

Professional scouts may obtain credentials through UC's Sports Communications Office. Scouts will be issued seating in the press box on a space-available basis.

SIDELINE PASSES

The University of Cincinnati follows NCAA guidelines regarding media representatives on the sidelines. Photographers and videographers are permitted to shoot between the 25-yard lines and the goal lines on both sidelines and behind the restraining line in the end zone.

PRESS BOX SERVICES

Complete stats, scoring summaries, running play-by-play, quickie stats and post-game notes and quotes are provided by the UC Sports Communications Office. Pregame food service is available beginning approximately two hours prior to kickoff, while beverages are available throughout the contest. This service is provided as a courtesy to working media. In addition, concession areas are available within the stadium confines. Wireless internet is available in the press box at Nippert Stadium. Members of the UC Sports Communications staff will be available to assist you. There is no access fee.

ON THE WEB

Information on the University of Cincinnati football team is available at www.GoBEARCATS.com. To receive the UC updates via email, please send a request to Ryan Koslen (ryan.koslen@uc.edu). Information on the American Athletic Conference and all member institutions is also available through the league's web site at www.TheAmerican.org.

WEEKLY MEDIA LUNCHEON

UC holds a weekly media luncheon each Tuesday in the second floor Bob Goin Team Room of Richard E. Lindner Center. Lunch is served at 11:30 a.m., selected players are available for one-on-one interviews from 11:45-noon, and head coach Luke Fickell takes the podium at noon. Players will be made available at the discretion of the coaches.

PRACTICES

During a typical Saturday game week, media may interview players and coaches immediately following practice on Tuesday. Practice is generally closed to the public. Anyone hoping to observe practice should contact UC Sports Communications in advance. Failure to do so may result in an individual's removal from the venue. During regular-season practices, unless otherwise noted, still and television photographers will be allowed to shoot stretching and the first 20 minutes (four periods).

INTERNET POLICIES

Live updating of websites, blogs and social network feeds is not allowed during practices.

POSTGAME INTERVIEWS

The UC locker room will remain closed following all football games. Media should request players through UC Sports Communications during the fourth quarter. Media will be allowed to enter the field (for home games) late in the fourth quarter but will not be allowed to conduct interviews with UC football players on the field (home or away). Only the originating television and radio networks will be allowed to conduct interviews on the field.

There will be a 10-15 minute cooling off period between the end of the game and start of the postgame interview sessions. Coach Fickell will address the media in the designated interview area following home games. Players will be brought into the interview area as soon as possible.

Postgame availability on the road will be determined on gameday. Please see football contact Ryan Koslen for details.

AMERICAN ATHLETIC TELECONFERENCE

The American Athletic Conference will coordinate a weekly teleconference of the league's 12 head football coaches. Media members who wish to access the teleconference should contact Chuck Sullivan at the American Athletic Conference for the phone number. For those who are not able to participate during the live teleconference, an archive of Monday's call will be available on the American Athletic Conference website at www.TheAmerican.org, normally within an hour of the call's completion.

Coach Fickell will appear at noon ET each week.

QUICK FACTS

GENERAL INFORMATION

Location..... Cincinnati, OH 45221
 Founded 1819
 Enrollment..... 45,949
 Conference..... American Athletic, East Division
 Nickname..... Bearcats
 Colors Red (PMS 186) & Black
 Home Field..... Nippert Stadium
 Surface/Capacity..... UBU Speed Series M6-M/40,000
 President..... Neville G. Pinto, PhD
 Director of Athletics..... Mike Bohn
 Faculty Representative..... TBA

HISTORY

First Year of Football 1885
 All-Time Record 607-586-51
 All-Time Bowl Record..... 8-9
 Last Bowl..... 2015 Hawai'i
 Last Bowl Opponent..... San Diego State [L, 42-7]

2018 TEAM INFORMATION

Basic Offense..... Multiple
 Basic Defense..... Multiple
 Letterwinners Returning/Lost 43/25
 O | D | ST 17/14 | 24/8 | 2/3
 Starters Returning/Lost 13/12
 O | D | ST 5/7 | 7/4 | 1/2

2016 INFORMATION

Overall Record 4-8
 Home/Road/Neutral..... 2-4/2-4/0-0
 American Record/Finish..... 2-6/t-4 AAC East
 Final Ranking n/a [AP] | n/a [USA Today]

COACHING STAFF

Head Coach Luke Fickell
 Alma Mater Ohio State '97
 Record at UC/Years..... 8-8/1
 Career Record/Years 14-15/2
 Football Office Phone (513) 556-4110
 Twitter..... @CoachFick
 Best time to reach coach..... Contact SID
 Defensive Coordinator/LB..... Marcus Freeman
 Offensive Coordinator/TE..... Mike Denbrock
 Special Teams Coordinator Brian Mason
 Assistant Coaches..... Ron Crook (OL), Gino Guidugli (RB)
 Mike Mickens (CB), Doug Phillips (RB),
 Joker Phillips (WR), Steve Stripling (DL), Jon Tenuta (S)
 Defensive GAs..... Pat Lambert, Bryan Murray
 Offensive GAs..... Austen Bujnoch, Matt Roark
 Quality Control..... Mike Hartline (O), Colin Hitschler (D)



collegepressbox.com is the official media website for Division I football. Access and download weekly game notes, quotes, statistics, media guides, headshots, logos and more for each conference and its member schools. Apply for access at www.collegepressbox.com/password.

UCONN

SEPTEMBER 29, 2018
East Hartford, Conn.



SERIES BUSINESS

Series Record Cincinnati leads 11-3
 At Cincinnati Cincinnati leads 8-0
 At Connecticut Tied 3-3
 At Neutral Sites —
 Most UC points 47 [UC 47-45, 2009]
 Most UConn points 45 [UC 47-45, 2009]
 Combined points 92 [UC 47-45, 2009]
 Biggest UC win 41 [41-0, 2014]
 Biggest UConn win 24 [40-16, 2008]
 Current streak Cincinnati - 1

Game-by-Game Breakdown

Year	Site	Score	Winner
2001	Cincinnati	45-28	UC
2005	Cincinnati	28-17	UC
2006	E. Hartford	26-23	UC
2007	Cincinnati	27-3	UC
2008	E. Hartford	40-16	UConn
2009	Cincinnati	47-45	UC
2010	E. Hartford	38-17	UConn
2011	Cincinnati	35-27	UC
2012	E. Hartford	34-17	UC
2013	Cincinnati	41-16	UC
2014	E. Hartford	41-0	UC
2015	Cincinnati	37-13	UC
2016	E. Hartford	20-9	UConn
2017	Cincinnati	22-21	UC

ABOUT THE HUSKIES

ABOUT THE HUSKIES

Head Coach: Randy Edsall

Record [Season at School]: 78-82 [14th]

Conference: American Athletic

2017 Record: [3-9, 2-6]

2017 Postseason: None

Series History: Cincinnati leads 11-3

Did You Know: Edsall led UConn from Division I-AA status in 1999 to an appearance in the BCS and the Tostitos Fiesta Bowl following the 2010 season.

PLAYER TO WATCH

Senior wide receiver Hergy Mayala Led the Huskies in receptions [43], receiving yards [615], receiving touchdowns [7] and average receiving yards per game [61.5] during the 2017 season, while notching three 100-yard receiving games.

2018 SCHEDULE

8/30UCF	10/20at USF
9/8at Boise State	10/27UMass
9/15Rhode Island	11/3at Tulsa
9/22at Syracuse	11/10SMU
9/29Cincinnati	11/17at ECU
10/6at Memphis	11/24Temple

AROUND THE WORLD

- UC is 4-0 on the season, matching its 2017 win total and off to its best start since 2012 [5-0] and the wins have come in four different ways.
- The opener at UCLA called for a balanced attack with UC gaining 304 yards of total offense, 110 through the air and 194 on the ground.
- The Miami [OH] game was played in a monsoon, forcing UC to focus on the ground game with 188 tough yards.
- UC erupted for the second-best offensive output in school history, 741 yards, against Alabama A&M in a blowout win.
- The Bearcats came back from a 21-0 first-half deficit to win 34-30 thanks to some big plays with TDs of 24, 77 and 26 yards, respectively and a timely interception late from S James Wiggins.

CONNECTION

- UC LB Bryan Wright (New Castle, Delaware) and OL Dino Boyd [Newark, N.J.] are from the east coast.
- Boyd is a grad transfer from Rhode Island, which is about 90 minutes from UConn's campus.
- UConn LB Darrian Beavers [Colerain] is a Cincinnati native.
- UConn Asst HC Terry Richardson played for the Bengals in 1994.
- UC DT Malik Vann's brother Marquise was a four-year standout at UConn from 2012-15.

START ME UP

- UC sits in the Top-20 of the FBS in: 4th Down Conversion Pct. [18], fewest passing yards allowed [10], red zone offense [t-1], scoring def. [10], team passing efficiency def. [3], total def. [10], and fewest turnovers lost [12].
- UC leads the American in total def. [274.5], scoring def. [13.5], pass def. [153.2], pass def. efficiency [91.0] and punting [41.6], sits tied for first in red zone offense [100.0] and ranks second in opponent 3rd-down conversions [32.3].
- DT Cortez Broughton leads the league in sacks [2.12] and ranks second in tackles for a loss [0.9].
- RB Michael Warren sits second in the American in rushing [108.8] and second in scoring [12.0].
- QB Desmond Ridder ranks fourth in the league in pass efficiency [157.7].
- P James Smith is third in punting, averaging 45.0 yards per kick.
- The 77-yard strike from QB Desmond Ridder to WR Rashad Medaris is the second-longest play by an American Athletic Conference team this season.

SIMPLY RED

- UC is tied for the NCAA FBS lead in red zone offense, sitting at 15-for-15 on the year.
- The Bearcats have converted 14 of their 15 red zone visits into touchdowns with one field goal.

MOVING ON UP

- Through four games, UC's defense has shown some vast improvements in the statistics.
- UC sits No. 10 in the NCAA FBS in total defense and tied for No. 10 in scoring defense. At the same point a year ago, the Bearcats sat tied for No. 87 and 78, respectively.
- See a complete list below.

CATEGORY	2018	2017
Total Defense	10	t-87
Rushing Defense	35	122
Passing Yards Allowed	10	13
Team Passing Efficiency Defense	3	70
Scoring Defense	t-10	78

RUN THRU

- QB Desmond Ridder made his first UC appearance on the third drive at UCLA and has started the last three games.
- Ridder finished the Ohio game 19-of-29 for 274 yards and a TD on the ground. He set career marks in all passing categories.
- He completed his final 10 passes against the Bobcats, the first UC QB to accomplish the feat since Gunner Kiel in 2015 against Tulsa.
- He broke off a career-long 39-yard run on the second drive of the first quarter at Miami [OH], a play that eventually led to RB Michael Warren II rushing two yards for a TD.
- Ridder had 100 yards rushing on 18 attempts against the RedHawks, both career highs. His rushing total also makes him the first Bearcats quarterback since Munchie Legaux to hit the century mark on the ground after Legaux recorded 117 yards against Pittsburgh on September 6, 2012, six years and two days prior to Ridder's feat.

I RAN (SO FAR AWAY)

- UC rushed for 150 yards against Ohio and has topped the 150-yard mark in each of the season's first four games.
- UC has totaled 14 rushing TDs on the year, surpassing its number of rushing scores from each of the past two seasons [11 in 2017, 8 in 2016].
- The ground game against Alabama A&M accounted for 409 yards on 55 carries.
- The last time the Bearcats rushed for 400 or more in a single game came in 1996 when UC rushed for 405 yards against visiting Miami (Ohio), a 30-23 triple-overtime victory.

HIT PARADE

- DT Cortez Broughton had six tackles, a sack and two TFLs against Ohio.
- He has totaled 8.5 TFLs and 3.5 sacks on the season.
- He entered 2018 with 3.5 career sacks and 9.5 career TFLs.

POLLING DATA

- UC is receiving votes in both polls this week, garnering 10 in the Associated Press poll and 22 in the USA Today Coaches poll.
- The Bearcats last received votes in the AP poll the week of Sept. 11, 2016 and Sept. 28, 2014 in the coaches poll.

LOCKDOWN

- The Bearcats held Ohio without a second-half touchdown after allowing three in the first two quarters. Overall, UC's defense has surrendered only two second-half touchdowns in 2018.

SABOTAGE

- UC was whistled for 14 flags and 150 penalty yards against Ohio. The 14 penalties is the most for UC since a game at Hawai'i in 2002 where the Bearcats also had 14.
- It is tied for the third-most penalties in UC history [18 vs. Kansas State in 1961, 15 vs. Xavier in 1958].
- The 150 penalty yards is fourth-highest in the record book and the most since being flagged for 176 yards against Louisville in 1968.

BIG TIME

- WR Rashad Medaris's 77-yard touchdown reception was the first touchdown of his career. It was a career-long pass by QB Desmond Ridder.
- Medaris finished with a career-best three receptions for a career-high 104 yards on the day.

DON'T CALL IT A COMEBACK

- Trailing 21-0 with 5:45 left in the first half against Ohio, UC scored 34 points to mount its largest comeback since trailing Pittsburgh 31-10 (also 21 points) with 1:26 left in the second quarter and winning 45-44.
- UC has posted eight fourth-quarter comeback wins since 2008, with one against Ohio in 2018, two in 2017 (Miami & UConn), one in 2016 (Miami), two in 2011 (USF and Louisville), one in 2009 (Pittsburgh) and one in 2008 (Hawai'i).
- UC's game-clinching 92-yard drive was its longest of the season in terms of yardage.

BLUE SKIES

- The 77-yard TD from QB Desmond Ridder to WR Rashad Medaris was UCs longest passing play, passing TD and play from scrimmage since QB Hayden Moore hit WR Devin Gray on an 82-yard pass and catch for a score on Nov. 25, 2016 at Tulsa.
- UC's longest play from scrimmage a year ago was a 75-yard TD pass from Moore to WR Kahlil Lewis at ECU.

THE CORNER

- WR Jayshon Jackson scored his first career touchdown with 12:37 left in the fourth quarter against Ohio. Jackson caught a 26-yard teardrop from QB Desmond Ridder, brought the ball in, tucked and rolled for the score.

SHATTERED

- TE Josiah Deguara set a career-high with five receptions against Ohio, beating his previous mark of four. His fifth catch of the day came on a 15-yarder from QB Desmond Ridder, good for a first down in the fourth quarter.
- Deguara has 13 catches for 135 yards and a pair of TDs after entering the season with 15 career receptions for 145 yards and no scores.

FEELING A MOMENT

- S James Wiggins recorded the second interception of his career at a crucial moment of the Ohio game.
- With the Bobcats at the 2-yard line at third-and-goal, Wiggins came up with the pick with 51 seconds remain-

ing in the game and UC ahead 34-30. His previous interception came in the season opener at UCLA. Wiggins also set career marks with three kickoff returns for 61 yards.

ONE STEP UP

- LB Jarell White started in place of an injured Perry Young against Ohio and responded by tying for the team lead with nine tackles and a huge TFL.
- White's TFL came the play before Wiggins' interception, a three-yard loss on 2nd & goal for his stuff of OU RB AJ Ouellette.

ROLLIN'

- A number of UC defenders had career days against Ohio.
- LB Bryan Wright tied for the team lead and a career high with nine tackles.
- DE Kimoni Fitz set a career high with eight tackles.
- S Darrick Forrest had his first career fumble recovery and a career high seven tackles.
- CB Coby Bryant tied a career mark with a pair of pass break ups.
- DT Elijah Ponder tied a career best with two tackles.

SMALLER STORY, BUT SURE YOU'RE FOLLOWING

- LB Ty Sponseller leads the Bearcats with six special teams tackles on the season.
- The sophomore from Mason HS has totaled four stops on kickoff and two on punts.
- Sponseller is a movie buff who reviews shows on Twitter @Ty_TrueReview.

READY TO GO

- The Bearcats, who scored 28 or more points only twice in 2017, scored 28 in the first quarter against Alabama A&M.
- With 42 points total in the opening half, it marked the most points UC has put up in the first two quarters of a game since scoring 49 on Akron on September 17, 2011.
- UC scored 63 points, which stands as the most scored in a game since September 14, 2013, when the Bearcats defeated visiting Northwestern State, 63-9.

A HOME TO COME TO

- UC is the only team in The American that did not play a home game in the first two weeks of the season.
- UC last started a season with two-straight road games in 1991 with three-straight away from home against Penn State, North Carolina and Bowling Green.
- The Sept. 15 home opener date was the latest home opener since 1991.

LIGHT EM UP

- UC's 741 yards of total offense against Alabama A&M was the fourth game in school history with more than 700 total yard and the second-best output in the UC annals, second only to the 752 yards recorded at Memphis in 2015.

UC GAMES WITH 700 YARDS OF OFFENSE

YDS	OPPONENT	YEAR
752	at Memphis	2015
741	ALABAMA A&M	2018
726	UCF	2015
711	UCONN	2009

I WAS TOLD THERE WOULD BE NO MATH

- Among the 92 Bearcats who saw the field against Alabama A&M were 35 making their first appearance for the Red & Black: LS Corey Armstrong, DT Blake Bacevich, LS Blake Bammann, OL Doug Bates, LB Kyle Bolden, QB Ben Bryant, CB Arqun Bush, OL Jeremy Cooper, WR Wyatt Fischer, OL Mason Garrison, OL Darius Harper, WR Meechi Harris, OL Drew Hartmann, OL Alex Heil, DE Angelo Howze, S TJ Johnson, RB Casey Kirk, RB Michael Kopaygorodsky, OL Cody Lamb, OL Dylan O'Quinn, TE Mick Oakes, WR Jack Peterson, WR Jake Peterson, CB Josiah Robey, OL Jakari Robinson, WR Yanez Rogers, LB Ryan Royer, DT Joe Schroer, QB Jake Sopko, DT Nick Staderman, WR Tyrin Summers, TE Leonard Taylor, CB Taj Ward, S Collin Widecan, OL Colin Woodside.

PLAY IT AGAIN SAM

- Four Bearcats recorded their first career TDs against Alabama A&M, including QB Desmond Ridder, RB Tavion Thomas, RB Charles McClelland and TE Wilson Huber.
- Ridder, who had one passing touchdown to his credit enter-

CINCINNATI (4-0, 0-0 AAC EAST)

Team Statistics	UC	OPP
Points/Game	36.0	13.5
First Downs	93	59
Rushing/Game	235.2	121.2
Passing/Game	190.2	153.2
Total Offense/Game	425.5	274.5
Fumbles-Lost	4-1	4-2
Pen./Yds per Game	36/89.0	25/49.0
Time of Possession	31:43	28:17

INDIVIDUAL LEADERS

RUSHING	Att	Net	Avg	TD	YPG
Warren	93	435	4.7	8	108.8
Ridder	44	203	4.6	2	50.8

PASSING	C-A-I	Pct.	Yds	TD	YPG
Ridder	47-74-1	63.5	618	6	154.5

RECEIVING	Rec	Yds	Avg	TD	YPG
Lewis	13	163	12.5	1	40.8
Deguara	13	135	10.4	2	33.8

DEFENSE	U-A-TT	TFL	Sck.	Int.	PBU
Copeland	12-9-21	1.5	0.0	0	1
Wright	8-11-19	3.5	2.0	0	0

UCONN (1-3, 0-1 AAC EAST)

Team Statistics	UCONN	OPP
Points/Game	25.2	54.5
First Downs	84	123
Rushing/Game	196.2	309.0
Passing/Game	218.2	355.0
Total Offense/Game	414.5	664.0
Fumbles-Lost	8-6	3-2
Pen./Yds per Game	23/53.5	28/70.0
Time of Possession	31:57	28:03

INDIVIDUAL LEADERS

RUSHING	Att	Net	Avg	TD	YPG
Pindell	74	410	5.5	4	102.5
Mensah	74	361	4.9	2	90.2

PASSING	C-A-I	Pct.	Yds	TD	YPG
Pindell	75-113-3	66.4	807	7	201.8

RECEIVING	Rec	Yds	Avg	TD	YPG
Mayala	16	140	8.8	2	35.0
Scott	16	120	7.5	1	30.0

DEFENSE	U-A-TT	TFL	Sck.	Int.	PBU
Coyle	23-17-40	0.0	0.0	0	0
K. Jones	9-19-28	4.0	1.0	0	1

NCAA TEAM RANKINGS

Category	UC	UCONN
Total Offense	61	67
Rushing Offense	26	51
Passing Offense	100	77
Team Passing Efficiency	44	55
Scoring Offense	41	95
Total Defense	10	129
Rushing Defense	35	128
Passing Yards Allowed	10	126
Team Passing Effic. Def.	3	129
Scoring Defense	t-10	129
Turnover Margin	t-39	126
3rd Down Conversion Pct	28	t-65
4th Down Conversion Pct	t-18	11
3rd Down Conversion Pct Def.	35	127
4th Down Conversion Pct Def.	t-29	t-125
Red Zone Offense	t-1	t-117
Red Zone Defense	t-84	t-103
Net Punting	21	68
Punt Returns	116	112
Kickoff Returns	t-51	76
First Downs Offense	t-28	t-62
First Downs Defense	t-21	t-62
Fewest Penalties Per Game	t-118	t-46
Time of Possession	34	31

BEARCATS IN THE PROS

NFL ROSTERS

PLAYER	TEAM	POS
Connor Barwin	New York Giants	LB
Mike Boone	Minnesota Vikings	RB
Korey Cunningham	Arizona Cardinals	OL
Parker Ehinger	Dallas Cowboys	OL
Kevin Huber	Cincinnati Bengals	P
Jason Kelce	Philadelphia Eagles	C
Travis Kelce	Kansas City Chiefs	TE
Chris Moore	Baltimore Ravens	WR
Justin Murray	Oakland Raiders	OT
Eric Wilson	Minnesota Vikings	LB
Mike Windt	Los Angeles Chargers	LS
Derek Wolfe	Denver Broncos	DE

NFL PRACTICE SQUAD

PLAYER	TEAM	POS
Devin Gray	Atlanta Falcons	WR
Johnny Holton	Oakland Raiders	DB
Lyndon Johnson	Jacksonville Jaguars	DL
Mike Tyson	Houston Texans	S

CFL ROSTERS

PLAYER	TEAM	POS
Kevin Brown	Ottawa	LB
Zach Collaros	Saskatchewan	QB
Vidal Hazelton	Edmonton	WR
Kenbrell Thompkins	Winnipeg	WR

ARENA FOOTBALL ROSTERS

PLAYER	TEAM	POS
Bones Bagaunte	Massachusetts [NAL]	WR
Nick Davila	Washington [AFL]	QB
Mardy Gilyard	Massachusetts [NAL]	WR
Silverberry Mouhon	Jacksonville [NAL]	OL

FICKELL RADIO SHOW RETURNS TO THE AIR

- Head Coach Luke Fickell has a weekly radio show from 8-9 p.m. ET on Tuesday's throughout the season.
- The show originates from the Montgomery Inn (9440 Montgomery Rd.) and is open to all fans.
- The hour-long program with Coach Fickell, Dan Hoard and Jim Kelly Jr. will air weekly from 8-9 p.m. ET on both ESPN 1530 AM and 700 WLW AM this season. The first five shows air on ESPN 1530 with the final seven broadcast on 700 WLW.
- Fans can listen online at iheart.com and through 700 WLW and ESPN 1530's iHeartRadio app. For those who can't catch the program live, a podcast of the weekly program will be made available free of charge on 700WLW.com.

2018 LUKE FICKELL RADIO SHOW SCHEDULE

ESPN 1530 AM

Tuesday, Sept. 25 - 8-9 p.m. ET (Montgomery Inn)

700 WLW AM

Tuesday, Oct. 2 - 8-9 p.m. ET (Montgomery Inn)

Tuesday, Oct. 16 - 8-9 p.m. ET (Montgomery Inn)

Tuesday, Oct. 23 - 8-9 p.m. ET (Montgomery Inn)

Tuesday, Oct. 30 - 8-9 p.m. ET (Montgomery Inn)

Tuesday, Nov. 6 - 8-9 p.m. ET (Montgomery Inn)

Wednesday, Nov. 14 - 8-9 p.m. ET (Montgomery Inn)

Tuesday, Nov. 20 - 8-9 p.m. ET (Montgomery Inn)

ing the game and connected with Thomas Geddis in the first quarter for a 29 yard strike, rushed for a 22-yard scored in the first quarter to make it 14-0 for the hosts.

- Thomas scored a pair of touchdowns for UC, grabbing his first with an 11-yards scamper in the second quarter (42-0) before adding a 1-yard plunge in the third (49-0).
- McClelland got in on the act at the end of the third quarter as he rushed from 1 yard out (56-7) before Huber recovered a Thomas fumble in the end zone for the final score of the game.

STAFF DAY

- UC saw four quarterbacks play in the home opener with Rider playing the first quarter, Hayden Moore the second, Ben Bryant in the third and Jake Sopko in the fourth.
- The four signal callers combined to go 21-of-26 passing for 332 yards with 3 touchdowns and one interception.
- All four quarterbacks also saw their first drives with the offense culminate in touchdowns.

OHIO PLAYERS

- RB Tavion Thomas entered the Alabama A&M game having carried the ball once earlier in the year for three yards.
- On Sept. 15, he led the team in carries (18), rushing yards (141) and rushing TDs (2).
- He made it three games in a row that a UC back has scored twice on the ground in a game after Michael Warren II scored twice at UCLA and three times at Miami (OH).

YOUTH GONE WILD

- RBs Tavion Thomas (141) and Charles McClelland (121) both recorded over 100 yards of rushing against Alabama A&M, marking the first time the Bearcats have two 100-yard rushers in a game since 2015.
- Hosey Williams (140) and Mike Boone (117) both broke the century mark as UC beat UConn, 37-13, at home on 10/24.
- When Thomas scored his second TD of the game, he capped a 14-play, 72-yard drive that took 6:38 off the clock. That tied for the UC's longest drive of the year in terms of plays and is the second longest of the year behind the first scoring drive of the season. That drive covered 75 yards in 14 plays and took 7:00 off the clock at UCLA. Both drives ended with 1-yard scoring rushes with Warren II hitting pay dirt in Pasadena.

WHO'LL STOP THE RAIN?

- UC's 21-0 win over Miami (OH) was played in dreadful weather conditions, with heavy rain throughout.
- The Bearcats ran 62 plays with 51 coming on the ground as the passing attack was largely ineffective.
- UC's 11 pass attempts were its fewest in a game since attempting 11, also against Miami (OH) on Sept. 30, 2006.

LONG TIME GONE

- The Bearcats have opened a season with back-to-back road games 12 times previously with the 2-0 start to the 2018 campaign marking just the second time UC has won both.
- The last time it happened came in 1898 when UC posted a 12-0 win at Ohio before blanking host Miami, 22-0. The last time UC opened a season with back-to-back road games was in 1991 when it lost at #5 Penn State and at North Carolina.

BLUE SKY MINE

- P James Smith punted eight times at Miami (OH), totaling 368 yards for an average of 46.0 per kick in heavy rain.
- His long of the night measured 63 yards and was his second kick of 50+ yards on the night after he also hit a 50-yarder in the third quarter. With those two 50+ yard boots, he raised his total to 12 on the year with his 63-yard punt standing as

his longest this year and third-longest of his career behind a 65-yard kick at ECU and a 64-yard punt against Austin Peay.

- Smith also dropped three of his punts inside the 20.

FOR WHOM THE BELL TOLLS

- UC knocked off longtime rival Miami in the 123rd meeting in the Battle for the Victory Bell 21-0.
- UC's win cuts into Miami's all-time series lead as the RedHawks now lead, 59-57-7.
- The Bearcats have now won 13 in a row in the series with the RedHawks with the last loss in the series coming in 2005, a 44-16 win for host Miami in Oxford
- The last time the Bearcats posted a shutout the series came in 2013 when they won, 14-0, in Oxford.
- The 2018 edition marked the second time Paul Brown Stadium has hosted the series with UC winning the previous game in 2014, 31-24, when Nippert Stadium was undergoing renovations.
- Sept. 8 marked the first time UC has been the visiting team at Paul Brown Stadium.

A SALUTE TO THE LETTER ZERO

- The Bearcats held the RedHawks off the scoreboard for the entire game, marking the first shutout victory for UC since 2014 when it defeated Temple, 14-0, on the road.

PRESSURE

- After UCLA opened the game with a 10-0 lead, the Bearcats defense responded by allowing just seven points of the next seven quarters, including the shutout of Miami on Sept. 8.

DOWN ON THE CORNER

- Entering the Miami (OH) game, CB Tyrell Gilbert had four career pass breakups and nearly doubled that total in the first half as he had three on RedHawks wide receivers. Gilbert added a pair of solo tackles in the game as well.
- Gilbert has played several positions during his time at UC but has settled in nicely at corner, with three starts in 2018.

GIVING YOU THE BEST I GOT

- RB Michael Warren II has eight rushing TDs on the season and is tied for second in the NCAA FBS.
- He has scored at least once in every game in 2018.
- The 24-yard scamper against Ohio was a career-long score and he added a 3-yard plunge in the fourth quarter.
- He has had a multi-touchdown game in three of the four contests this season.

PINBALL WIZARD

- S Darrick Forrest recorded his first interception and returned it 23 yards to the Miami 1 early in the fourth quarter, setting up RB Michael Warren II's second rushing touchdown of the game.
- On the defensive play, CB Coby Bryant got his hand on the ball to deflect it from the receiver with LB Bryan Wright getting his hand on it to keep the ball in the air where Forrest snagged it and nearly fouled the end zone, being tackled just short.

LOVE IT WHEN A PLAN COMES TOGETHER

- LB Bryan Wright was named the AAC Co-Defensive Player of the Week on Sept. 3.
- Wright, playing his first game at middle linebacker after switching from defensive end in the offseason, had four tackles, including two sacks and three tackles for loss, and had a pivotal forced fumble in the fourth quarter that resulted in the go-ahead safety in UC's 26-17 win at UCLA.
- He shared the weekly accolade with Houston DT Ed Oliver.

AMERICAN ATHLETIC CONFERENCE STANDINGS

EAST SCHOOL	AMERICAN		OVERALL					
	CONF	CPCT.	OVERALL	PCT.	HOME	AWAY	NEUTRAL	STREAK
USF	1-0	1.000	4-0	1.000	3-0	1-0	0-0	W4
UCF	1-0	1.000	3-0	1.000	2-0	1-0	0-0	W3
Temple	1-0	1.000	2-2	0.500	1-2	1-0	0-0	W2
Cincinnati	0-0	0.000	4-0	1.000	2-0	1-0	1-0	W4
ECU	0-1	0.000	1-2	0.333	1-1	0-1	0-0	L1
UConn	0-1	0.000	1-3	0.250	1-1	0-2	0-0	L1

WEST SCHOOL	AMERICAN		OVERALL					
	CONF	CPCT.	OVERALL	PCT.	HOME	AWAY	NEUTRAL	STREAK
SMU	1-0	1.000	1-3	0.250	1-1	0-2	0-0	W1
Navy	1-1	0.500	2-2	0.500	2-0	0-2	0-0	L1
Houston	0-0	0.000	3-1	0.750	2-0	1-1	0-0	W1
Tulane	0-0	0.000	1-3	0.250	1-1	0-2	0-0	L2
Memphis	0-1	0.000	3-1	0.750	3-0	0-1	0-0	W2
Tulsa	0-1	0.000	1-3	0.250	1-1	0-2	0-0	L3

TRUCKIN'

- RB Michael Warren II earned a spot on the league's weekly honor roll following the win at UCLA. Warren tallied a career-high 142 yards on 35 carries with a career-best three touchdowns.
- It was UC's top rushing performance since Gerrid Doaks ran for 149 yards at Tulane in 2017. UC's last three TD rushing performance came from former Bearcats standout Mike Boone against Tulsa on Nov. 14, 2105.
- Entering 2018, UC had rushed for three or more TDs only once in the last 24 games, against Miami (OH) on Sept. 24, 2016.

GOING TO CALIFORNIA

- With a 26-17 win at UCLA on Sept. 1, UC has been victorious in its past three West-Coast trips, winning 28-18 at Oregon State in 2009 and 52-23 at San Diego State in 2007.
- UC is 3-3 all time in games in the state of California, going 1-0 each against UCLA and San Diego State and 1-3 against Pacific in Stockton, California.

FRESHMEN

- Redshirt freshman QB Desmond Ridder came off the bench at UCLA to spark the Bearcats in the first quarter and finished with 100 yards on 13-of-24 passing.
- Ridder completed his first four passes and rushed 14 times for 63 yards, including an 18-yard scamper in the second quarter which helped lead to Cole Smith's 24-yard field goal which gave UC a 17-10 halftime lead.
- Seven true freshmen, Ja'Von Hicks, Jayshon Jackson, Charles McClelland, Alec Pierce, Myjai Sanders, Cole Smith and Malik Vann, all saw action in the opener in the Rose Bowl.

PLAYING FROM BEHIND

- UC turned in an impressive showing in Week 1 as the Bearcats erased an early 10-0 deficit on its way to a 26-17 win at UCLA in Pasadena.
- The Bearcats scored 17 second-quarter points to take the lead into halftime and didn't trail the rest of the way, snapping UCLA's 10-game, non-conference winning streak at the Rose Bowl.
- Tied at 17, UC recorded a safety in the fourth quarter with Bryan Wright forcing a UCLA fumble with the Bruins deep in their own territory.
- QB Desmond Ridder engineered a 9-play, 36-yard drive which featured a pair of 4th-down conversions and ended with a 1-yard TD run by RB Michael Warren II which made the final 26-17.

NEW KID IN TOWN

- K Cole Smith saw his first action for UC at UCLA.
- The freshman from Middletown knocked in all three of his extra points and a 24-yard field goal at the Rose Bowl.
- UC attempted just 17 field goals a year ago, but none in the final two games of the campaign.

BOOMBOX

- K Ryan Jones has settled in as UC's kickoff specialist, averaging 64.6 yards per boot with four touchbacks on five attempts in the opener at UCLA.
- A year ago, the junior provided some desperately needed stability to the kicking game, kicking extra points and making six field goals over the second half of 2017.
- The former walk-on was placed on scholarship during the week leading up to the UCLA trip.

THE LAND DOWN UNDER

- P James Smith has been a rock of consistency since joining UC a year ago.
- The first-team, all-league selection a year ago had eight punts at UCLA, averaging 43.4 yards per kick with a long boot of 52 yards and five kicks dropped inside the 20-yard line.

SMASHMOUTH

- DT Cortez Broughton registered 2.5 sacks and 3.5 tackles for loss in the season opener at UCLA.
- With that effort, he eclipsed his 2017 total for both sacks [1.0] and TFLs [3.5].

SACK ATTACK

- UC recorded five sacks and eight tackles for a loss in the season opener at UCLA.
- It was the highest single-game sack total for the Bearcats since earning five sacks against Miami (OH) on Sept. 24, 2016.
- UC had nine TFLs last season against Marshall and a season-best 10 against Austin Peay.
- The Bearcats 58 TFLs and 12 sacks for the 2017 season.

LEAVING ON A JET PLANE

- Thirty-six members of the Bearcats travel party at UCLA had never played in a college football game with 19, Dino Boyd, Trent Cloud, Chris Ferguson, Noah Hamlin, Ja'Von Hicks, Charles McClelland, Vincent McConnell, Alec Pierce, RJ Potts, Desmond Ridder, Myjai Sanders, Cole Smith, Ethan Tucky, Malik Vann and Zach Wood, making their UC debuts in a game.

GLANCING AT THE RECORD

	2018	STK	SINCE '07
Overall	4-0	W4	93-51
Home	2-0	W2	51-19
Road	2-0	W2	37-27
Neutral	0-0	L3	5-5
Conference	0-0	L2	48-33
Home	0-0	L4	25-15
Road	0-0	L1	23-18
Non-Conference	4-0	W4	46-17
Home	2-0	W2	27-3
Road	2-0	W3	13-10
Neutral	0-0	L3	5-5

AROUND THE AMERICAN

FRIDAY, SEPTEMBER 28

Memphis at Tulane * [8 p.m., ESPN2]

SATURDAY, SEPTEMBER 29

Temple at Boston College [Noon, ESPN2/ESPNU]
 Pitt at UCF [3:30 p.m., ESPN2/ESPNU]
 Cincinnati at UConn * [3:30 p.m., CBSSN]
 Old Dominion at ECU [3:30 p.m., ESPN3]
 Houston Baptist at SMU [7 p.m., ESPN3]

THURSDAY, OCTOBER 4

Tulsa at Houston * [8 p.m., ESPN]

SATURDAY, OCTOBER 6

Navy at Air Force [3:30 p.m., CBSSN]
 USF at Massachusetts [3:30 p.m., Eleven Network]
 SMU at UCF *
 Tulane at Cincinnati *
 UConn at Memphis *
 ECU at Temple *


FRIDAY, OCTOBER 12

USF at Tulsa * [7 p.m., ESPN]

SATURDAY, OCTOBER 13

Temple at Navy * [3:30 p.m., CBSSN]
 UCF at Memphis *
 Houston at ECU *
 Saturday, October 20
 Houston at Navy * [3:30 p.m., CBSSN]
 UCF at ECU *

BOLDLY BEARCAT BICENTENNIAL

 UC will celebrate its 200th anniversary starting this fall. UC is the eighteenth oldest public institution in the United States and traces its origins to the founding of the Medical College of Ohio and Cincinnati College in 1819.

Reaching this historic milestone puts UC in prestigious company of other pioneering and enduring institutions. Home of the first cooperative education program, the nation's first teaching hospital, the oral polio vaccine, and the first antihistamine, it is rooted in innovation, grit, and tenacity to learn more, to be more, and to do more.

Join UC as we mark this historic milestone of our first 200 years that have paved the way for our future, as we show the world that UC will lead urban public universities into a new era of innovation and impact.

FAMILY TIES

This year's roster includes nine Bearcats who followed in family footsteps to play for UC.

Brother Played at Cincinnati

Kevin Mouhon - Silverberry [DE, 2011-15]
Rashad Medaris - Anthony McClung [WR, 2010-13]
Jack Peterson - Jake [WR, 2018-]
Jake Peterson - Jack [WR, 2017-]

Father Played at Cincinnati

Doug Bates - Doug [LB, 1989]
Wilson Huber - Daryl [TE, 1985-88]
Mick Oakes - Pat [OL, 1993-95]
Collin Widecan - John [UC FB Ops, 1989-present]
Colin Woodside - Ray [OL, 1990-93]

NFL TIES

Cincinnati boasts three players on the roster who had immediate family members play in the NFL.

Coby Bryant - Brother Christian, Arizona, Cleveland [2015-17]
Braxton Neal - Father Robert Jackson [Cincinnati 1981-88]
RJ Potts - Father Roosevelt, Indy, Miami, Balt. [1993-98]

CAN I GRADUATE?

Ten UC players have already earned their college degree, the second-straight year double-digit graduates will take the field for their senior campaign. Among the Bearcats with degrees are: Tinashe Bere, Dino Boyd, Cortez Broughton, Garrett Campbell, Morgan James, Cameron Jefferies, Hayden Moore, Kevin Mouhon, Chris Murphy and Kyle Trout.

SIGNING CLASS RECAP

UC's 2018 signing class was the highest ranked group in school history and among the Top-50 in the NCAA FBS.

The 2018 class featured 15 signees from Ohio and 19 from the 300-mile radius surrounding UC's campus. It ranked No. 46 in both the 247Sports and Rivals.com rankings, the highest mark in school history.

TOP-10 CROWDS AT NIPPERT STADIUM

ATT	DATE	OPPONENT	RESULT
40,140	October 24, 2015	UConn	W, 37-13*
40,101	October 1, 2015	Miami [Fla.]	W, 34-23*
40,015	September 15, 2016	Houston	L, 40-16*
39,095	September 5, 2015	Alabama A&M	W, 52-10
38,112	September 24, 2016	Miami [Ohio]	W, 27-20
38,112	September 12, 2015	Temple	L, 34-26
36,007	August 31, 2013	Purdue	W, 42-7*
35,220	September 22, 2108	Ohio	W, 34-30
35,106	November 27, 2009	Illinois	W, 49-36*
35,105	November 13, 2009	West Virginia	W, 24-21*

*-Sellouts

BEARCATS INSIDER ON FOX SPORTS OHIO

- Bearcats Insider, a new show on FOX Sports Ohio covering UC Athletics debuted in August.
- The 30-minute show airs weekly on FSO as hosts Dan Hoard and former Bearcats quarterback Tony Pike discuss the most recent game and upcoming matchup as well as feature interviews with coaches and players.
- New episodes will air Wednesdays; check local listing for times and replays. The show on Wednesday, October 17th, UC's football bye week, will feature a preview of Bearcats basketball.

AN UNLIKELY GROUPING

- The starting five for the Bearcats OL is made up of a sixth-year former walk-on [Garrett Campbell], two grad transfers [Dino Boyd & Kyle Trout], a former hockey player [Morgan James] and senior who had never played a game of college football before the opener at UCLA [Chris Ferguson].
- They average 6-5 and 310 lbs.

FROM THE ISLANDS TO THE NATI

- Senior OL Chris Ferguson got the start at RT at UCLA, marking not only his first career start, but his first career appearance for UC.
- Ferguson has played both offensive and defensive line during his career.
- He was born in the Bahamas, moved to Orlando, Florida at the age of 18, was originally a basketball player and played only one year of HS football before coming to Cincinnati.

SUPERFREAK

- S James Wiggins earned a spot on Bruce Feldman's Biggest Freaks in College Football list, checking in at No. 33.
- Feldman wrote of the Bearcats sophomore: "One of the higher-ranked recruits Cincinnati has signed in recent years, the 5-11, 205-pound one-time Miami commit from South Florida is super strong for his size. He benches 405, squats 675 and has tremendous burst, broad jumping 11-0, vertical leaping 37 inches and timing 4.40 in the 40."
- Wiggins hauled in his first career interception with 9:57 left in the second quarter at UCLA.

YOUTH OF THE NATION

- UC is one of the five youngest teams in college football, featuring 81 underclassmen [29 sophomores, 17 redshirt freshmen, 35 true freshmen] on its 112-person roster.

STUCK IN THE MIDDLE WITH YOU

- Bryan Wright made the move to middle linebacker in the offseason after previously playing at DE.
- He started UC's first six games in 2017, recording 15 tackles and 2.5 TFLs, before suffering a season-ending shoulder injury.
- Wright was a prep QB at Howard HS in Wilmington, Delaware where he also played on a state championship basketball team.

IN THE AIR TONIGHT

- WR Kahlil Lewis leads the returning group of wideouts.
- The senior from Miami, Florida hauled in 61 balls for 676 yards and 7 TDs a year ago, all career-best marks.
- Lewis was a standout prep in two sports at Miramar HS, also averaging 15 mpg as a shooting guard.

THUNDERSTRUCK

- P James Smith earned a spot on the Ray Guy Award Watch List after his standout freshmen campaign.
- Smith, a First-Team All-AAC selection as a true freshman, kicked 64 times for a 42.0 per kick average with a long boot of 65 yards in 2017.
- He had 33 punts fair caught, dropped 21 inside the 20-yard line and booted nine kicks for 50 or more yards.
- Smith hails from Wangaratta, Australia, which is a mere 9,683 miles from Cincinnati.
- Smith, who grew up playing Australian Rules FB, is a product of Prokick Australia.

CHA-CHA-CHANGES

- The coaching staff underwent several changes during the offseason with some familiar faces returning to UC.
- Special Teams Coordinator Brian Mason served as the

Bearcats Director of Recruiting in 2017, cornerbacks coach Mike Mickens was an All-America selection at cornerback who helped lead UC to the 2008 BIG EAST title and Orange Bowl and defensive line coach Steve Stripling was previously on staff from 2010-13 and was UC's interim HC in the 2013 Belk Bowl win over North Carolina.

- On the offensive side of the ball, coordinator Mike Denbrock shifted over to tight ends, Gino Guidugli moved over to quarterbacks and Doug Phillips shifted to running backs.

SEEING DOUBLE

- Freshmen wide receivers Jack and Jake Peterson are identical twin brothers from Granville, Ohio.

TURN THE PAGE

- UC is coming off a pair of 4-8 seasons, marking the first time the Bearcats have had back-to-back sub-.500 records since 1998 [2-9] and 1999 [3-8].

CLEVELAND ROCKS

- DT Marquise Copeland earned spots on the watch lists for the Outland and Nagurski Trophies entering 2018.
- The Cleveland, Ohio, native earned Honorable Mention All-AAC accolades a year ago. He was a 12-game starter at defensive tackle, setting career highs with 63 tackles, 8.0 tackles for a loss and a team-high 3.5 sacks. He set a career high with 10 tackles and a QB hurry against UConn in the season finale.
- He was named a preseason First-Team All-AAC selection by Athlon Sports in May 2018.

GEORGIA ON MY MIND

- Cortez Broughton, a Second-Team All-AAC honoree in 2016, returns for his senior campaign at UC.
- Broughton ranked among UC's Top-10 tacklers with 23 total stops. He also added 3.5 tackles for a loss, five QB hurries, a fumble recovery and a sack. He posted his best game of the year in the finale against UConn, racking up six tackles, a TFL and a QB hurry.
- He played in the 2009 Little League World Series for the Warner Robins [Georgia] All-Stars.

BIG LEAGUE

- OL Morgan James does not have the traditional background of a college football player.
- He did not play in high school and spent time after graduation playing hockey in the Southern Professional Hockey League. The big man was an enforcer on ice.
- His first exposure playing football came when he joined the Bearcats during training camp in the fall of 2015.

MEN WITHOUT HATS

- TE Bruno Labelle, a native of Quebec, Canada, had a dream of playing NCAA FBS football since he was young.
- Discovered by the Bearcats during a summer prospect camp on campus, Labelle earned a scholarship offer and enrolled at UC in January 2016, going through spring ball.

MEDARIS BACK IN THE FOLD

- WR Rashad Medaris returns after missing most of 2017 due to injury. He had six catches in five games before missing the rest of the campaign.
- Medaris is the brother of former UC standout WR Anthony McClung and was a Class 6A All-State Selection out of Pike HS in 2014. Medaris had 88 receptions for 1,218 yards and 12 TDs during his two year HS career.

EVERY ROSE HAS A ...

- UC's season-opening trip to the Rose Bowl marks another iconic stadium the Bearcats have competed in.
- In recent years, UC has played games in the top five venues by capacity in college football, including Michigan Stadium (107,601 - 2017), Penn State's Beaver Stadium (106,572 - 2005), Ohio State's Ohio Stadium (104,944, 2014), Texas A&M's Kyle Field (102,733, 1971) and Tennessee's Neyland Stadium (102,455 - 2011).

EIGHT DAYS A WEEK

- UC added three graduate transfers to its roster prior to training camp starting in the form of LB Tinashe Bere (Duke), OL Dino Boyd (Rhode Island) and CB Cameron Jefferies (Bowling Green). Bere will miss the season after suffering a leg injury early in training camp.

NIGHT SWIMMING

- If you're a fan of seeing the Bearcats play under the lights, you're in luck. Since 2007, UC has kicked off at 6 p.m. ET or later in 77 games or 54-percent of the time. Noon kickoffs rank second with 45 while 3:30 p.m. kicks have occurred 22 times.

CINCINNATI SMART

- The football team recorded a 3.011 GPA in the spring of 2018 marking the first time the team GPA had been above a 3.0.
- UC took home the American's Team Academic Excellence Award for the third-straight year, marking the first time one school had won the award in three consecutive seasons.
- UC was one of seven winners of the American Football Coaches Association's 2017 Academic Achievement Award for recording a 100-percent graduation rate for members of its freshman football student-athlete class of 2010.
- UC had 48 football student-athletes and a league-high 286 Bearcats on the 2017 American All-Academic Team.
- Garrett Campbell, Morgan James, Hayden Moore and James Smith were all TopCats scholars, earning 4.0 GPAs in the spring academic session.

RUNNING ON EMPTY

- UC 5-0 over its last 16 games when possessing the ball for 30 or more minutes in a game.
- UC had the ball for 34:21 at UCLA in the season opener, 32:51 against Miami (OH) and 35:03 against Alabama A&M.
- The Bearcats held the ball for 30:20 at Miami (OH) and for 30:01 against Tulane in 2017.

THE RISING

- QB Hayden Moore became the fifth UC signal caller all-time to surpass 6,000 career passing yards.
- Moore (6,191) sits fifth on the all-time chart, trailing current UC QB coach Gino Guidugli (11,453), Gunner Kiel (6,835), Danny McCoin (6,801) and Deontey Kenner (6,278).
- Moore's 75-yard TD pass to Kahlil Lewis at ECU was the longest of his career and UC's longest play from scrimmage in 2017.
- Moore holds both the UC and AAC single-game passing mark with his 557-yard performance at Memphis in 2015. Moore came off the bench in the second quarter in relief of injured UC starter Gunner Kiel.

AHEAD BY A CENTURY

- RB Gerrid Doaks rushed 17 times at Tulane for a career-best 149 yards, his first career 100-yard game.
- His 57-yard rush in the fourth quarter was a career long and was UC's longest rush in 2017.
- Doaks missed the last two games of 2017 after undergoing shoulder surgery prior to the ECU game.

THE STAFF HAS SEEN THIS BEFORE

- HC Luke Fickell, a 19-year veteran of the coaching ranks, has a veteran, experienced staff with 239 years of on-field experience at all levels of football.
- DL coach Steve Stripling (40), S coach Jon Tenuta (37), OC/TE coach Mike Denbrock (32) and WR coach Joker Phillips (30) have 30+ years of experience while OL coach Ron Crook (29) and STC/TE coach Doug Phillips (22) have 20+ years in.
- DC/LB Marcus Freeman (9), QB coach Gino Guidugli (8) and CB coach Mike Mickens (7) joined the coaching ranks after professional playing careers.
- ST coach Brian Mason, who moved to the coaching staff in January 2018, spent six years as a coach before serving as UC's director of recruiting a year ago.

T.E.A.M.

- Simply put, HC Luke Fickell's mantra Together Everyone Achieves More is one of the guiding forces for the UC program. The phrase adorns the team's workouts shirts, Coach Fickell's gameday attire and a band worn by members of the team.

A LEGEND RETURNS HOME

- RB coach Gino Guidugli, a member of UC's James P. Kelly Sr. Athletics Hall of Fame returned to his alma mater in 2017 after spending six seasons at Central Michigan.
- Guidugli was named CMU's offensive coordinator and quarterbacks coach following the 2016 campaign after previously serving as the running backs coach and recruiting coordinator.
- He spent 2017 at UC's running backs coach and shifted to quarterbacks prior to the spring of 2018.
- Guidugli still holds seven UC school records and is the only signal-caller in school history to throw for 3,500 or more yards in a season and had 14 career 300-yard passing games.

LOCKDOWN DEFENDER BACK IN CLIFTON

- Former UC All-American Mike Mickens returned to UC in January 2018 as cornerbacks coach.
- Mickens, UC's career interceptions leader with 14, joined the coaching staff after four years coaching corners at Bowling Green. He has also spent time on the staffs at Idaho and Indiana State.
- The 2011 UC graduate was a FWAA All-America selection in 2007 and a 2008 Playboy All-American.

FORMER BEARCATS ON STAFF

- Guidugli and Mickens are not the only former Bearcats on the coaching staff. Steve Stripling (DL), Joker Phillips (WR) and Ron Crook (OL) had previous stints on the coaching staff while Austin Bujnoch (offensive GA) and Pat Lambert (defensive GA) played for the Red & Black.

HIGH TECH EQUIPMENT

- Cincinnati is one of a handful of teams to wear the Russell Athletic CarbonTek shoulder pad system. The pads are a collaboration between Russell Athletic and Boeing that uses excess carbon fiber from 787s.

PROTECT THIS HOUSE

- UC announced a long-term partnership with Under Armour, naming the global performance brand as the its official outfitter starting July 1, 2015.
- As part of the multi-year agreement, Under Armour will exclusively design and supply the footwear, apparel and equipment for training and gameday uniforms for each of UC's 19 men's and women's varsity athletic teams beginning in the 2015-16 season.

POLLING DATA

UC has been ranked in the Associated Press Top-25 for 41 weeks, climbing to a high of No. 4 during the 2009 season. The Bearcats were last ranked in the AP poll during the 2012 campaign.

Associated Press Top-25

Rk.	Team	Rec	Pts
1	Alabama (60)	4-0	1523
2	Georgia	4-0	1422
3	Clemson (1)	4-0	1409
4	Ohio State	4-0	1363
5	LSU	4-0	1238
6	Oklahoma	4-0	1201
7	Stanford	4-0	1143
8	Notre Dame	4-0	1067
9	Penn State	4-0	1001
10	Auburn	3-1	987
11	Washington	3-1	946
12	West Virginia	3-0	923
13	UCF	3-0	727
14	Michigan	3-1	698
15	Wisconsin	3-1	662
16	Miami	3-1	571
17	Kentucky	4-0	541
18	Texas	3-1	308
19	Oregon	3-1	297
20	BYU	3-1	270
21	Michigan State	2-1	256
22	Duke	4-0	244
23	Mississippi State	3-1	241
24	California	3-0	118
25	Texas Tech	3-1	106

Amway Coaches Top-25

Rk.	Team	Rec	Pts
1	Alabama (61)	4-0	1597
2	Clemson (2)	4-0	1497
3	Georgia	4-0	1473
4	Ohio State (1)	4-0	1431
5	Oklahoma	4-0	1300
6	LSU	4-0	1234
7	Stanford	4-0	1206
8	Notre Dame	4-0	1135
9	Penn State	4-0	1108
10	Auburn	3-1	997
11	Washington	3-1	959
12	West Virginia	3-0	946
13	Wisconsin	3-1	776
14	UCF	3-0	705
15	Michigan	3-1	603
16	Miami	3-1	554
17	Kentucky	4-0	531
18	Michigan State	2-1	376
19	Mississippi State	3-1	311
20	Oregon	3-1	281
21	Oklahoma State	3-1	199
22	Texas	3-1	171
23	Duke	4-0	170
24	Virginia Tech	2-1	160
25	Boise State	2-1	145

NIPPERT STADIUM



ADDRESS: 2700 Bearcats Way, Cincinnati, Ohio 45221

CONSTRUCTED: 1915-1924 [Original]; 1936 [renovation]; 1954 [renovation]; 2005 [renovation]; 2015 [renovation]

CAPACITY: 40,000

Carson Field at Nippert Stadium has been the venerable home of the University of Cincinnati football team since 1901 and provides the Bearcats with one of the best home-field environments in college football.

Through numerous renovations, the structure situated in the middle of the Clifton campus has retained its early-century brickwork, wrought-iron gates, and trim giving Nippert a comfortable old-time stadium charm and appeal, while remaining a classic showplace for college football.

The third-oldest NCAA FBS stadium entered a new era in 2015 following the completion of a 20-month, \$86-million, privately funded renovation and expansion project. The reopening of Nippert Stadium coincided with the 100th anniversary of the 1915 original construction of the facility.

UC has used the Nippert site as a playing field since 1901, making it the second-oldest playing site in the nation for college football behind Penn's Franklin Field (1895).

Among NCAA FBS schools, Nippert is the third-oldest stadium still in use, behind Bobby Dodd Stadium (Georgia Tech - 1913), Davis Wade Stadium (Mississippi State - 1914) and ahead of Ole Miss' Vaught-Hemingway Stadium (1915) and Wisconsin's Camp Randall Stadium (1917).

The stadium served as home for the Cincinnati Bengals, in 1968 and 1969, while their original permanent home at Riverfront Stadium was being constructed. It is currently the home field for FC Cincinnati, a professional soccer team in the USL who earned an expansion slot in MLS for 2019.

Nippert has served as a venue for concerts by Aerosmith, Blue Oyster Cult, Britney Spears, Michael Jackson, NSYNC, Janet Jackson, KT Tunstall, The North Mississippi All-Stars, The Roots, the Cincinnati Opera Company, Styx and many more.

Two US Presidents have spoken at the stadium. On Oct. 16, 1936, President Franklin Roosevelt, running for a second term, appeared at Nippert Stadium and spoke from an open car in the rain to a crowd estimated at 15,000 and on Nov. 2, 2008, President Barack Obama held a campaign rally at Nippert two days before the 2008 Presidential Election to an estimated 27,000 attendees.

USA Today named Nippert as the best home-field venue in the former BIG EAST Conference and ESPN's Scott Van Pelt cited Nippert as a "one of the gems of college football".

RECENT ENHANCEMENTS

The playing surface was widened and a new perimeter wall was constructed following the 2016 season, creating a safe area around the end zone corners and giving Nippert the ability to play host to international friendly matches on a FIFA regulation field.

A two-phase fan experience project was completed from 2017-18 with the installation of a new LED video display, which was four times larger than the previous videoboard, electronic ribbon boards, an upgraded audio system along with a distributed antenna system to improve cell phone coverage.

THE 2015 RENOVATION

During the most-recent renovation, the Bearcats played their 2014 home schedule at Paul Brown Stadium downtown before returning to a packed house against Alabama A&M on Sept. 5, 2015.

Both east and west concourses were completely renovated and widened and fans will find 75 permanent point-of-sale concession locations and new restrooms throughout the stadium, including ADA accessible seating and facilities.

East-side patrons with seats in Herschede-Shank Pavilion will notice the skywalks connecting O'Varsity Way to the upper deck, allowing them to bypass the main concourse and have a quick and easy route to and from their seats.

All the seating benches are covered by red and silver Perma-Cap vinyl bleacher covers by Hussey Seating. The covering gives the bleachers a different look and includes a CPAW painted in the south end zone student section.

The most striking changes, however, sits five stories above the west concourse. At 105,000 square feet and 130 yards long, the five-story West Pavilion rises out of the stadium concourse in glass and angles which contain a host of new premium seating along with state-of-the-art press facilities.

The curvature of the facility matches that of Herschede-Shank Pavilion on the east side of the stadium and contains four levels; a press and operations level, suite level, scholarship club level, and patio suites mezzanine level.

UC went from having nearly no premium seating options to the addition of 1,100 scholarship club seats and 53 indoor and outdoor suites of varying sizes. A skywalk connects Tangeman University Center to the West Pavilion with premium area

customers able to access the facility on gameday from the other side of campus.

In addition, three new lighting poles were installed along with new lights on existing poles and on the roof facing of the press box. The stadium lighting averages 165 footcandles, a vast improvement over the previous number.

PREVIOUS IMPROVEMENT PROJECTS

The 2015 project was the latest in a series of enhancements that began in 1916 when construction began on a permanent brick-and-concrete stadium structure, which was completed, section-by-section, as funds were raised.

Over the years, the playing surface has been lowered several times, the Reed Shank Pavilion, now Herschede-Shank Pavilion, on the east side of the stadium was added in 1954 and a permanent grandstand and gameday locker rooms were added in the north endzone in 2005.

Capacity was raised to 28,000 in 1954, 35,000 in 1991 and 40,000 following the 2015 renovation.

Artificial turf was first installed in 1970 and in 2000, the stadium became one of the first in the U.S. to utilize FieldTurf, a grass-like synthetic surface.

Prior to the 2013 season, UBU Sports' Speed Series S5-M synthetic turf system was installed as the playing surface at Nippert. The stadium's field orientation was shifted slightly north and west to even out the sideline areas and add a run-off area around the south end zone.

WHAT'S IN A NAME?

During the season-ending clash with rival Miami (Ohio) in 1923, Jimmy Nippert sustained a spike wound injury and died a month later from blood poisoning. His grandfather, James N. Gamble of Procter and Gamble, provided the funds needed to complete the horseshoe-shaped structure, and the James Gamble Nippert Memorial Stadium was dedicated on Nov. 8, 1924.

The stadium's founder was Arch Carson, who as captain and principal organizer played a significant role in starting football on the UC campus in 1885. In 1901 as physical director of the university, Carson guided the construction of the field which was later named for him -- the playing surface is still called Carson Field.

ALPHABETICAL ROSTER

#	NAME	POS.	HT.	WT.	CL.	EX.	HOMETOWN / HIGH SCHOOL
27	Will Adams ^	S	6-0	190	Fr.	HS	Cincinnati, Ohio / Mason
10	Christian Angulo *	CB	6-2	190	Jr.	1L	Tampa, Fla. / East Bay
57	Cory Armstrong ^ *	LS	6-0	240	So.	RS	Sagamore Hills, Ohio / Walsh Jesuit
33	Blake Bacevich	DL	6-4	242	Fr.	HS	Cincinnati, Ohio / St. Xavier
74	Blake Bammann ^	LS	6-2	260	Fr.	HS	Lexington, Ohio / Lexington
68	Doug Bates *	OL	6-4	270	So.	SQ	Cincinnati, Ohio / Moeller
45	Tinashe Bere ^	LB	6-1	235	Sr.	TR	Cincinnati, Ohio / Sycamore / Duke
34	Kyle Bolden *	LB	6-0	218	Fr.	RS	Cincinnati, Ohio / Colerain
15	Taylor Boose *	RB	6-1	220	Jr.	1L	Clifton, Va. / Centreville
70	Dino Boyd	OL	6-4	300	Sr.	TR	Newark, N.J. / West Side / Rhode Island
92	Curtis Brooks *	DT	6-3	290	So.	1L	Danville, Va. / George Washington
96	Cortez Broughton *	DT	6-3	290	Sr.	3L	Warner Robins, Ga. / Veterans
94	Chase Brown ^	DT	6-2	217	Fr.	HS	Cleveland, Ohio / NDCL
99	Marcus Brown *	DT	6-3	297	So.	1L	Naples, Fla. / Lely
6	Ben Bryant	QB	6-3	210	Fr.	HS	La Grange, Ill. / Lyons Township
7	Coby Bryant	CB	6-1	190	So.	1L	Cleveland, Ohio / Glenville
9	Arquon Bush	CB	6-0	180	Fr.	HS	Euclid, Ohio / Euclid
60	Zach Bycznski *	OL	6-4	304	So.	1L	Berea, Ohio / Berea-Midpark
72	Garrett Campbell *	OL	6-5	315	Sr.	3L	Cincinnati, Ohio / St. Xavier
4	Malik Clements	LB	6-0	210	Sr.	3L	Danville, Va. / George Washington
13	Trent Cloud *	WR	6-0	191	Fr.	RS	Cleveland, Ohio / Bedford
74	Jeremy Cooper	OL	6-4	315	Fr.	HS	Chicago, Ill. / Mount Carmel
44	Marquise Copeland	DT	6-2	287	Sr.	3L	Cleveland, Ohio / Bedford
83	Josiah Deguara *	TE	6-3	242	Jr.	2L	Folsom, Calif. / Folsom
23	Gerrid Doaks *	RB	6-0	227	So.	1L	Indianapolis, Ind. / Lawrence Central
29	Alex Dowds ^	RB	5-11	185	Fr.	HS	Alexandria, Ky. / Campbell County
41	Joel Dublanko *	LB	6-3	232	So.	1L	Aberdeen, Wash. / IMG Academy
75	Chris Ferguson *	OL	6-5	303	Sr.	1L	Nassau, Bahamas / Lake Nona
84	Wyatt Fischer ^	WR	6-0	205	Fr.	HS	Mount Orab, Ohio / Western Brown
51	Kimoni Fitz *	DE	6-3	257	Sr.	3L	Ringgold, Va. / Dan River
5	Darrick Forrest	S	6-0	198	So.	1L	Columbus, Ohio / Walnut Ridge
62	Mason Garrison ^ *	OL	6-4	301	So.	1L	Cincinnati, Ohio / Oak Hills
85	Thomas Geddis	WR	6-2	185	Jr.	2L	Pompano Beach, Fla. / Blanche Ely
2	Tyrell Gilbert *	CB	6-0	190	Sr.	3L	Cincinnati, Ohio / Princeton
24	Noah Hamlin *	CB	5-11	177	Fr.	RS	Clairton, Pa. / Clairton
58	Darius Harper	OL	6-7	325	So.	TR	Springfield, Ohio / Springfield / Miami [OH]
18	Meechi Harris	WR	6-0	194	Fr.	HS	Xenia, Ohio / Xenia
79	Drew Hartmann ^ *	OL	6-0	280	Fr.	RS	Noblesville, Ind. / Noblesville
7	Javan Hawes	WR	6-0	192	So.	1L	Atlanta, Ga. / Sandy Creek
55	Alex Heil ^ *	OL	6-2	277	Jr.	1L	Wickliffe, Ohio / Benedictine
3	Ja'von Hicks	S	6-2	197	Fr.	HS	Cincinnati, Ohio / Colerain
86	Angelo Howze *	DE	6-1	242	Fr.	RS	Fishers, Ind. / Fishers
82	Wilson Huber *	TE	6-5	243	Fr.	RS	Indianapolis, Ind. / Franklin Central
25	Tyler Inloes ^	P	5-10	205	Fr.	HS	Lebanon, Ohio / Lebanon
21	Jayshon Jackson	WR	5-10	165	Fr.	HS	Chicago, Ill. / Simeon
78	Morgan James *	OL	6-5	313	Jr.	2L	Highland, Mich. / Lakeland
14	Cam Jefferies	CB	5-10	188	Jr.	TR	Painesville, Ohio / Riverside / Bowling Green
12	TJ Johnson *	CB	6-2	190	So.	TR	Cleveland, Ohio / Euclid / Penn State
97	Ryan Jones ^	P	5-10	182	Jr.	2L	Kissimmee, Fla. / New Castle
16	John Keller ^	QB	6-1	192	Fr.	HS	North Canton, Ohio / Hoover
98	Mychal Keys ^	DE	6-4	238	Fr.	HS	Columbus, Ohio / Marion-Franklin
25	Casey Kirk ^ *	RB	5-10	188	Fr.	RS	Dublin, Ohio / Coffman
20	Aulden Knight ^	WR	5-10	162	So.	TR	Akron, Ohio / Copley / Hampton
30	Michael Kopaygorodsky ^ *	RB	6-0	218	Fr.	RS	Mason, Ohio / Mason
87	Bruno Labelle *	TE	6-4	250	So.	1L	Laval, Quebec / Collège Montmorency
65	Cody Lamb *	OL	6-4	290	Fr.	RS	Miamisburg, Ohio / Miamisburg
47	Nate Lawler ^	LB	6-4	222	Fr.	HS	Dresden, Ohio / Tri-Valley
1	Kahlil Lewis	WR	6-0	195	Sr.	3L	Miami, Fla. / Mirimar
52	Daeshon Martin	DT	6-1	258	Fr.	HS	Akron, Ohio / Hoban
80	Malick Mbodj *	WR	6-5	211	So.	1L	Atlanta, Ga. / Arabia Mountain
10	Charles McClelland	RB	5-11	188	Fr.	HS	Du Pont, Ga. / Clinch County
77	Vincent McConnell *	OT	6-5	288	Fr.	RS	Massillon, Ohio / Washington
17	Rashad Medaris ^ *	WR	5-11	182	Jr.	1L	Indianapolis, Ind. / Pike / Western Illinois
51	Lorenz Metz	OL	6-9	303	Fr.	HS	Neuötting, Germany / Kirchdorf Wildcats

#	NAME	POS.	HT.	WT.	CL.	EX.	HOMETOWN / HIGH SCHOOL
54	Keith Minor *	OL	6-4	293	Sr.	2L	Tyler, Texas / Chapel Hill
8	Hayden Moore *	QB	6-3	215	Sr.	3L	Clay, Ala. / Clay-Chalkville
48	Kevin Mouhon *	DE	6-2	240	Sr.	3L	Norcross, Ga. / Norcross
30	Chris Murphy *	S	5-11	200	Sr.	2L	Atlanta, Ga. / Lassiter / Arkansas
88	Braxton Neal ^	WR	6-3	198	Jr.	SQ	Cincinnati, Ohio / Lakota West
44	Mick Oakes ^	TE	6-4	224	Fr.	HS	Cincinnati, Ohio / Indian Hill
50	Dylan O'Quinn	OL	6-4	310	Fr.	HS	Toledo, Ohio / Lake
86	Jack Peterson ^ *	WR	6-0	185	Fr.	RS	Granville, Ohio / Granville
89	Jake Peterson ^	WR	6-0	180	Fr.	HS	Granville, Ohio / Granville
12	Alec Pierce	WR	6-2	205	Fr.	HS	Glen Elyn, Ill. / Glenbard West
43	Michael Pitts *	DE	6-4	255	So.	1L	Stone Mountain, Ga. / Stephenson
93	Elijah Ponder *	DT	6-3	272	So.	1L	Atlanta, Ga. / South Cobb
23	RJ Potts *	LB	6-2	222	Fr.	RS	Fishers, Ind. / Fishers
9	Desmond Ridder *	QB	6-4	212	Fr.	RS	Louisville, Ky. / St. Xavier
18	Josiah Robey ^ *	CB	5-10	175	Fr.	RS	Franklin, Ky. / Franklin-Simpson
52	Jakari Robinson *	OL	6-2	282	Fr.	RS	Talladega, Ala. / Munford
14	Yanez Rogers	WR	6-2	180	Fr.	HS	Pompano Beach, Fla. / Blanch Ely
26	Jerron Rollins	WR	6-2	200	Jr.	2L	Miami, Fla. / Christopher Columbus
35	Ryan Royer ^ *	LB	5-11	218	Fr.	RS	Hilliard, Ohio / Davidson
21	Myjai Sanders	DE	6-5	233	Fr.	HS	Jacksonville, Fla. / Camden County
95	Joe Schroer ^ *	DT	6-2	260	Jr.	TR	Cincinnati, Ohio / Elder / Ohio State
98	Grant Simon ^	K	6-0	170	Fr.	HS	Columbus, Ohio / Olentangy Orange
19	Cole Smith	K	5-11	188	Fr.	HS	Middletown, Ohio / Middletown
37	James Smith	P	6-5	225	So.	1L	Wangaratta, Australia / Galen College
31	Marquis Smith *	CB	5-11	185	So.	1L	Ypsilanti, Mich. / Ypsilanti
10	Jake Sopko *	QB	6-2	218	So.	SQ	Avon, Ohio / Avon
40	Ty Sponseller *	LB	6-2	220	So.	1L	Mason, Ohio / Mason
89	Nick Staderman ^ *	DT	6-0	260	So.	SQ	Cincinnati, Ohio / McNicholas
19	Tyrin Summers *	WR	5-10	183	So.	SQ	Clewiston, Fla. / Clewiston
90	Jabari Taylor	DT	6-1	292	Fr.	RS	Akron, Ohio / Hoban
11	Leonard Taylor	TE	6-5	255	Fr.	HS	Springfield, Ohio / Springfield
38	Jake Tewart ^	CB	5-11	165	Fr.	HS	Lebanon, Ohio / Lebanon
5	Tavion Thomas	RB	6-2	235	Fr.	HS	Dayton, Ohio / Dunbar
41	Colin Thurman ^	RB	5-10	200	Fr.	HS	Cincinnati, Ohio / Moeller
56	Kyle Trout *	OL	6-6	318	Sr.	1L	Lancaster, Ohio / Lancaster / Ohio State
59	Colin Truett ^	OL	6-3	270	Fr.	HS	Lebanon, Ohio / Lebanon
19	Ethan Tucky ^ *	DE	6-2	245	So.	TR	Delaware, Ohio / Hayes / Boston College
13	Ty Van Fossen	LB	6-2	218	Fr.	HS	Columbus, Ohio / St. Francis De Sales
42	Malik Vann	DE	6-4	270	Fr.	HS	Cincinnati, Ohio / Fairfield
66	Ethan Voelker ^	OL	6-5	300	Fr.	HS	Cincinnati, Ohio / Taylor
15	Taj Ward	CB	6-0	180	Fr.	HS	Solon, Ohio / Solon
3	Michael Warren II	RB	5-11	218	So.	1L	Toledo, Ohio / Central Catholic
8	Jarell White	LB	5-10	205	So.	1L	Cincinnati, Ohio / La Salle
81	Josh Whyte	TE	6-6	238	Fr.	HS	Cincinnati, Ohio / La Salle
22	Collin Widecan ^ *	S	5-10	185	So.	SQ	Cincinnati, Ohio / Mariemont
32	James Wiggins *	S	6-0	202	So.	1L	Miami, Fla. / South Dade
97	Zane Wilson ^	DE	6-6	220	Fr.	HS	Georgetown, Ky. / Scott County
59	Zach Wood ^ *	LS	6-0	230	Jr.	TR	Williamsburg, Ohio / McNicholas / Marshall
71	Colin Woodside	OL	6-5	307	Fr.	HS	Lancaster, Ohio / Fairfield Union
11	Bryan Wright *	LB	6-3	235	Jr.	2L	New Castle, Del. / Jireh Prep
73	Blake Yager	OL	6-5	303	Jr.	1L	Fort Wayne, Ind. / Carroll / Iowa Western
6	Perry Young	LB	5-11	215	Jr.	2L	Birmingham, Ala. / Spain Park

^ - Walk-On; * - Has utilized redshirt year.

PRONUNCIATIONS

Christian Angulo.....ann-GOO-low
 Blake Bacevich.....bay-suh-vich
 Tinashe Bere.....tuh-NAH-shee BEAR
 Cortez Broughton.....braw-ton
 Zach Bycznski.....buh-zin-skee

Marquise Copeland.....mar-KEES
 Josiah Deguara.....duh-gwa-rah
 Joel Dublanko.....do-BLANK-o
 Kimoni Fitz.....key-mah-nee
 Tyrell Gilbert.....TIE-rel

Javan Hawes.....jay-vin
 Michael Kopaygorodsky.....co-pay-guh-rod-ski
 Malick Mbodj.....mu-leek moje
 Kevin Mouhon.....MOO-hon
 Yanez Rogers.....yah-nez

Jerron Rollins.....JUH-ron
 Myjai Sanders.....my-jay
 Joe Schroer.....shroer
 Malik Vann.....muh-leek
 Collin Widecan.....wi-DUH-can

DEPTH CHART

OFFENSE						DEFENSE						SPECIAL TEAMS					
LT	70	Dino Boyd	6-4	300	Sr.	DE	51	Kimoni Fitz	6-3	257	Sr.	LS	59	Zach Wood	6-0	230	Jr.
	77	Vincent McConnell	6-5	288	r-Fr.		42	Malik Vann	6-4	270	Fr.		57	Cory Armstrong	6-0	240	So.
LG	56	Kyle Trout	6-6	318	Sr.	T	96	Cortez Broughton	6-3	290	Sr.		74	Blake Bammann	6-2	260	Fr.
	60	Zach Bycznski	6-4	304	So.		92	Curtis Brooks	6-3	290	So.	H	37	James Smith	6-5	225	So.
C	72	Garrett Campbell	6-5	315	Sr.	N	44	Marquise Copeland	6-2	287	Sr.		10	Jake Sopko	6-2	218	So.
	52	Jakari Robinson	6-2	282	r-Fr.		99	Marcus Brown	6-3	297	So.	PK	19	Cole Smith	5-11	188	Fr.
RG	78	Morgan James	6-5	313	Jr.	JACK	43	Michael Pitts	6-4	255	So.		97	Ryan Jones	5-10	182	Jr.
	74	Jeremy Cooper	6-4	315	Fr.		19	Ethan Tucky	6-2	245	So.	KO	97	Ryan Jones	5-10	182	Jr.
-or-	71	Colin Woodside	6-5	307	Fr.		21	Myjai Sanders	6-5	233	Fr.		19	Cole Smith	5-11	188	Fr.
RT	75	Chris Ferguson	6-5	303	Sr.	WLB	6	Perry Young	5-11	215	Jr.	P	37	James Smith	6-5	225	So.
	73	Blake Yager	6-5	303	Jr.		40	Ty Sponseller	6-2	220	So.		97	Ryan Jones	5-10	182	Jr.
TE	83	Josiah Deguara	6-3	242	Jr.	MLB	11	Bryan Wright	6-3	235	Jr.	KR	32	James Wiggins	6-0	202	So.
	87	Bruno Labelle	6-4	250	So.		41	Joel Dublanko	6-3	232	So.	-or-	20	Aulden Knight	5-10	162	So.
	82	Wilson Huber	6-5	243	r-Fr.	SLB	4	Malik Clements	6-0	210	Sr.		3	Michael Warren II	5-11	218	So.
	11	Leonard Taylor	6-5	255	Fr.		8	Jarell White	5-10	205	So.	-or-	1	Kahlil Lewis	6-0	195	Sr.
WR	1	Kahlil Lewis	6-0	195	Sr.		23	RJ Potts	6-2	222	r-Fr.	PR	20	Aulden Knight	5-10	162	So.
	13	Trent Cloud	6-0	191	r-Fr.	CB	2	Tyrell Gilbert	6-0	190	Sr.	-or-	2	Tyrell Gilbert	6-0	190	Sr.
	80	Malick Mbodj	6-5	211	So.		24	Noah Hamlin	5-11	177	r-Fr.	-or-	3	Ja'von Hicks	6-2	197	Fr.
WR	17	Rashad Medaris	5-11	182	Jr.		10	Christian Angulo	6-2	190	Jr.						
	26	Jerron Rollins	6-2	200	Jr.	S	5	Darrick Forrest	6-0	198	So.						
-or-	21	Jayshon Jackson	5-10	165	Fr.		3	Ja'von Hicks	6-2	197	Fr.						
WR	85	Thomas Geddis	6-2	185	Jr.	S	32	James Wiggins	6-0	202	So.						
	7	Javan Hawes	6-0	192	So.		30	Chris Murphy	5-11	200	Sr.						
	12	Alec Pierce	6-3	205	Fr.	CB	7	Coby Bryant	6-1	190	So.						
QB	8	Hayden Moore	6-3	215	Sr.	-or-	14	Cam Jefferies	5-10	188	Jr.						
-or-	9	Desmond Ridder	6-4	212	r-Fr.		9	Arquon Bush	6-0	180	Fr.						
	6	Ben Bryant	6-3	210	Fr.												
-or-	10	Jake Sopko	6-2	218	So.												
RB	3	Michael Warren II	5-11	218	So.												
-or-	23	Gerrid Doaks	6-0	227	So.												
	10	Charles McClelland	5-11	188	Fr.												
	5	Tavion Thomas	6-2	235	Fr.												

NUMERICAL ROSTER

No.	Name	Pos	No.	Name	Pos	No.	Name	Pos	No.	Name	Pos	No.	Name	Pos
1	Kahlil Lewis	WR	14	Cam Jefferies	CB	30	Chris Murphy *	S	55	Alex Heil ^ *	OL	83	Josiah Deguara *	TE
2	Tyrell Gilbert *	CB	14	Yanez Rogers	WR	31	Marquis Smith *	CB	56	Kyle Trout *	OL	84	Wyatt Fischer ^	WR
3	Ja'von Hicks	S	15	Taylor Boose *	RB	32	James Wiggins *	S	57	Cory Armstrong ^ *	LS	85	Thomas Geddis	WR
3	Michael Warren II	RB	15	Taj Ward	CB	33	Blake Bacevich	DL	58	Darius Harper	OL	86	Angelo Howze *	DE
4	Malik Clements	LB	16	John Keller ^	QB	34	Kyle Bolden *	LB	59	Colin Truett ^	OL	86	Jack Peterson ^ *	WR
5	Darrick Forrest	S	17	Rashad Medaris ^ *	WR	35	Ryan Royer ^ *	LB	59	Zach Wood ^ *	LS	87	Bruno Labelle *	TE
5	Tavion Thomas	RB	18	Meechii Harris	WR	37	James Smith	P	60	Zach Bycznski *	OL	88	Braxton Neal ^	WR
6	Ben Bryant	QB	18	Josiah Robey ^ *	CB	38	Jake Tewart ^	CB	62	Mason Garrison ^ *	OL	89	Jake Peterson ^	WR
6	Perry Young	LB	19	Cole Smith	K	40	Ty Sponseller *	LB	65	Cody Lamb *	OL	89	Nick Staderman ^ *	DT
7	Coby Bryant	CB	19	Tyrin Summers *	WR	41	Joel Dublanko *	LB	66	Ethan Voelker ^	OL	90	Jabari Taylor	DT
7	Javan Hawes	WR	19	Ethan Tucky ^ *	DE	41	Colin Thurman ^	RB	68	Doug Bates *	OL	92	Curtis Brooks *	DT
8	Hayden Moore *	QB	20	Aulden Knight ^	WR	42	Malik Vann	DE	70	Dino Boyd	OL	93	Elijah Ponder *	DT
8	Jarell White	LB	21	Jayshon Jackson	WR	43	Michael Pitts *	DE	71	Colin Woodside	OL	94	Chase Brown ^	DT
9	Arquon Bush	CB	21	Myjai Sanders	DE	44	Marquise Copeland	DT	72	Garrett Campbell *	OL	95	Joe Schroer ^ *	DT
9	Desmond Ridder *	QB	22	Collin Widecan ^ *	S	44	Mick Oakes ^	TE	73	Blake Yager	OL	96	Cortez Broughton *	DT
10	Christian Angulo *	CB	23	Gerrid Doaks *	RB	45	Tinashe Bere ^	LB	74	Blake Bammann ^	LS	97	Ryan Jones ^	P
10	Charles McClelland	RB	23	RJ Potts *	LB	47	Nate Lawler ^	LB	74	Jeremy Cooper	OL	97	Zane Wilson ^	DE
10	Jake Sopko *	QB	24	Noah Hamlin *	CB	48	Kevin Mouhon *	DE	75	Chris Ferguson *	OL	98	Mychal Keys ^	DE
11	Leonard Taylor	TE	25	Tyler Inloes ^	P	50	Dylan O'Quinn	OL	77	Vincent McConnell *	OT	98	Grant Simon ^	K
11	Bryan Wright *	LB	25	Casey Kirk ^ *	RB	51	Kimoni Fitz *	DE	78	Morgan James *	OL	99	Marcus Brown *	DT
12	TJ Johnson *	CB	26	Jerron Rollins	WR	51	Lorenz Metz	OL	79	Drew Hartmann ^ *	OL			
12	Alec Pierce	WR	27	Will Adams ^	S	52	Daeshon Martin	DT	80	Malick Mbodj *	WR			
13	Trent Cloud *	WR	29	Alex Dowds ^	RB	52	Jakari Robinson *	OL	81	Josh Whyte	TE			
13	Ty Van Fossen	LB	30	Michael Kopaygorodsky ^ *	RB	54	Keith Minor *	OL	82	Wilson Huber *	TE			

^ - Walk-On; * - Has used redshirt year

SQUAD BREAKDOWN

STARTERS RETURNING

OFFENSE (5)

OL	Garrett Campbell, 6-5, 315, Sr.-3L, Cincinnati, Ohio [12 starts in 2017]
OL	Kyle Trout, 6-8, 318, Sr.-1L, Lancaster, Ohio [7 starts in 2017]
WR	Thomas Geddis, 6-2, 185, Jr.-2L, Pompano Beach, Fla. [11 starts in 2017]
WR	Kahlil Lewis, 6-0, 195, Sr.-3L, Miami, Fla. [12 starts in 2017]
QB	Hayden Moore, 6-4, 215, Sr.-3L, Clay, Ala. [12 starts in 2017]

DEFENSE (7)

DE	Kevin Mouhon, 6-2, 245, Sr.-3L, Norcross, Ga. [12 starts in 2017]
DT	Marquise Copeland, 6-2, 267, Sr.-3L, Cleveland, Ohio [12 starts in 2017]
DT	Cortez Broughton, 6-3, 290, Sr.-3L, Warner Robins, Ga. [12 starts in 2017]
LB	Bryan Wright, 6-3, 235, Jr.-2L, New Castle, Del. [6 starts in 2017]
LB	Perry Young, 5-11, 215, Jr.-2L, Birmingham, Ala. [11 starts in 2017]
LB	Jarell White, 5-10, 205, So.-1L, Cincinnati, Ohio [4 starts in 2017]
S	Chris Murphy, 5-11, 200, Sr.-2L, Atlanta, Ga. [8 starts in 2017]

SPECIAL TEAMS (2)

P	James Smith, 6-5, 225, So.-1L, Wangaratta, Australia [42.0 avg, 21 inside 20]
K	Ryan Jones, 5-10, 182, Jr.-2L, Kissimmee, Fla. [KO & FG in 2017]

STARTERS LOST

OFFENSE (7)

RB	Mike Boone, Four Letters, Macclenny, Fla. [9 starts in 2017]
OL	Kendall Calhoun, One Letter, Paducah, Ky. [7 starts in 2017]
TE	Tyler Cogswell, Three Letters, Coral Springs, Fla. [11 starts in 2017]
OL	Korey Cunningham, Four Letters, Montevallo, Ala. [12 starts in 2017]
WR	Devin Gray, Two Letters, Reno, Nev. [12 starts in 2017]
OL	David Niehaus, Three Letters, Cincinnati, Ohio [12 starts in 2017]
OL	Will Steur, Two Letters, Cincinnati, Ohio [8 starts in 2017]

DEFENSE (4)

S	Carter Jacobs, Four Letters, Fort Lauderdale, Fla. [12 starts in 2017]
LB	Jaylyin Minor, Three Letters, Navasota, Texas [12 starts in 2017]
CB	Davin Pierce, Two Letters, Orlando, Fla. [5 starts in 2017]
CB	Linden Stephens, Four Letters, Euclid, Ohio [12 starts in 2017]

SPECIAL TEAMS (1)

LS	Jon Vincent, Two Letters, Loveland, Ohio [Snapped on P, PAT, FG]
----	--

INCOMING TRANSFERS

LB	Tinashe Bere, 6-1, 235, Sr., Cincinnati, Ohio [Duke] *
OL	Dino Boyd, 6-4, 300, Sr., Newark, N.J. [Rhode Island] *
OL	Darius Harper, 6-7, 325, So., Springfield, Ohio [Miami OH]
CB	Cameron Jefferies, 5-10, 188, Jr., Painesville, Ohio [Bowling Green] *
WR	Aulden Knight, 5-10, 162, So., Akron, Ohio [Hampton]

* - Graduate Transfer

2017 TRANSFERS ELIGIBLE IN 2018

S	TJ Johnson, 6-2, 190, So., Cleveland, Ohio [Penn State]
DT	Joe Schroer, 6-2, 260, Jr., Cincinnati, Ohio [Ohio State]
DE	Ethan Tucky, 6-2, 245, So., Delaware, Ohio [Boston College]

RETURNING STATISTICAL LEADERS

RUSHING

Gerrid Doaks, RB	87 carries, 513 yards, 2 TD
Michael Warren II, RB	54 carries, 324 yards, 1 TD
Hayden Moore, QB	92 carries, 312 yards, 4 TD

PASSING

Hayden Moore, QB	239-of-424, 2,562 yards, 20 TD, 9 INT [career 6,191/40/27]
------------------	--

RECEIVING

Kahlil Lewis, WR	61 receptions, 676 yards, 7 TD [career 112/1,334/12]
Thomas Geddis, WR	29 receptions, 388 yards, 3 TD [career 36/527/4]

SPECIAL TEAMS

Ryan Jones, K	6-10 FGA, 13-15 PAT, 32 points, 58.8 yards per kickoff
James Smith, P	64 punts, 42.0 yards per punt, 33 FC, 21 i20, 9 50+

TACKLES

Perry Young, LB	101 tackles, 9.0 TFL [career 143/10.5]
Marquise Copeland, DT	61 tackles, 8.0 TFL, 3.5 sacks [career 137/13.5/4.5]
Malik Clements, LB	60 tackles, 1 INT [career 119/1]
Kevin Mouhon, DE	56 tackles, 7.0 TFL, 2.0 sacks [career 124/17.0/3.0]
Jarell White, LB	46 tackles, 2.5 TFL, 0.5 sacks
Tyrell Gilbert, CB	43 tackles, 3.0 TFL, 1.0 sacks [career 133/4.0/4 INT]
Cortez Broughton, DT	34 tackles, 3.5 TFL, 1.0 sacks [career 104/10.0/3.5]
Chris Murphy, S	27 tackles, 2.0 TFL [career 35/2.0]
Kimoni Fitz, DE	24 tackles, 3.5 TFL [career 76/8.0/1.5 sacks]

LETTERWINNERS RETURNING (41)

OFFENSE (17) - Taylor Boose, Zach Bycznski, Garrett Campbell, Josiah Deguara, Gerrid Doaks, Thomas Geddis, Javan Hawes, Morgan James, Bruno Labelle, Kahlil Lewis, Malick Mboj, Rashad Medaris, Keith Minor, Hayden Moore, Braxton Neal, Jerron Rollins, Kyle Trout, Michael Warren, Blake Yager

DEFENSE (22) - Christian Angulo, Curtis Brooks, Cortez Broughton, Marcus Brown, Coby Bryant, Malik Clements, Marquise Copeland, Joel Dublanko, Kimoni Fitz, Darrick Forrest, Tyrell Gilbert, Kevin Mouhon, Chris Murphy, Michael Pitts, Elijah Ponder, Marquis Smith, Ty Sponseller, Jarell White, Collin Widecan, James Wiggins, Bryan Wright, Perry Young

SPECIAL TEAMS (2) - Ryan Jones, James Smith

LETTERWINNERS LOST (27)

OFFENSE (14) - Mike Boone, Kendall Calhoun, Tyler Cogswell, Korey Cunningham, Jake Elfers, Hunter Gillespie, Jaelen Greene, Devin Gray, David Niehaus, Marcel Paul, JJ Pinckney, Jaquay Savage, Will Steur, Ross Trail

DEFENSE (10) - Grant Coleman, Carter Jacobs, Lyndon Johnson, Jaylyin Minor, Norman Oglesby, Davin Pierce, Tyquan Statham, Linden Stephens, Marquese Taylor, Mark Wilson

SPECIAL TEAMS (3) - Andrew Gantz, Josh Pasley, Jon Vincent

SQUAD BREAKDOWN

BY CLASS

SENIORS [15] - Tinashe Bere, Dino Boyd, Cortez Broughton, Garrett Campbell, Malik Clements, Marquise Copeland, Chris Ferguson, Kimoni Fitz, Tyrell Gilbert, Kahlil Lewis, Keith Minor, Hayden Moore, Kevin Mouhon, Chris Murphy, Kyle Trout

JUNIORS [16] - Christian Angulo, Taylor Boose, Josiah Deguara, Thomas Geddis, Alex Heil, Morgan James, Cameron Jefferies, Ryan Jones, Rashad Medaris, Braxton Neal, Jerron Rollins, Joe Schroer, Zach Wood, Bryan Wright, Blake Yager, Perry Young

SOPHOMORES [29] - Cory Armstrong, Doug Bates, Curtis Brooks, Marcus Brown, Coby Bryant, Zach Bycznski, Gerrid Doaks, Joel Dublanko, Darrick Forrest, Mason Garrison, Darius Harper, Javan Hawes, TJ Johnson, Aulden Knight, Bruno Labelle, Malick Mboj, Michael Pitts, Elijah Ponder, James Smith, Marquis Smith, Jake Sopko, Ty Sponseller, Nick Staderman, Tyrin Summers, Ethan Tucky, Michael Warren II, Jarell White, Collin Widecan, James Wiggins

REDSHIRT FRESHMEN [17] - Kyle Bolden, Trent Cloud, Noah Hamlin, Drew Hartmann, Angelo Howze, Wilson Huber, Casey Kirk, Michael Kopaygarodsky, Cody Lamb, Vincent McConnell, Jack Peterson, RJ Potts, Desmond Ridder, Josiah Robey, Jakari Robinson, Ryan Royer, Jabari Taylor

FRESHMEN [35] - Will Adams, Blake Bacevich, Ben Bryant, Arquon Bush, Alex Dowds, Wyatt Fischer, Meechi Harris, Ja'Von Hicks, Tyler Inloes, Jayshon Jackson, John Keller, Mychal Keys, Nate Lawler, Daeshon Martin, Charles McClelland, Lorenz Metz, Mick Oakes, Dylan O'Quinn, Jake Peterson, Alec Pierce, Yanez Rogers, Myjai Sanders, Grant Simon, Cole Smith, Leonard Taylor, Jake Tewart, Tavion Thomas, Colin Thurman, Colin Truett, Ty Van Fossen, Malik Vann, Ethan Voelker, Taj Ward, Josh Whyte, Colin Woodside

BY POSITION

OFFENSE

OFFENSIVE LINE [22] - Dino Boyd, Zach Bycznski, Garrett Campbell, Jeremy Cooper, Chris Ferguson, Mason Garrison, Darius Harper, Drew Hartmann, Alex Heil, Morgan James, Cody Lamb, Vincent McConnell, Tyler McGarr, Lorenz Metz, Keith Minor, Dylan O'Quinn, Jakari Robinson, Kyle Trout, Colin Truett, Ethan Voelker, Colin Woodside, Blake Yager

QUARTERBACK [5] - Ben Bryant, John Keller, Hayden Moore, Desmond Ridder, Jake Sopko

RUNNING BACK [9] - Taylor Boose, Gerrid Doaks, Alex Dowds, Casey Kirk, Michael Kopaygarodsky, Charles McClelland, Tavion Thomas, Colin Thurman, Michael Warren II

TIGHT END [6] - Josiah Deguara, Wilson Huber, Bruno Labelle, Mick Oakes, Leonard Taylor, Josh Whyte

WIDE RECEIVER [17] - Trent Cloud, Wyatt Fischer, Thomas Geddis, Meechi Harris, Javan Hawes, Jayshon Jackson, Aulden Knight, Kahlil Lewis, Malick Mboj, Rashad Medaris, Braxton Neal, Jack Peterson, Jake Peterson, Alex Pierce, Yanez Rogers, Jerron Rollins, Tyrin Summers

DEFENSE

CORNERBACK [10] - Christin Angulo, Coby Bryant, Arquon Bush, Tyrell Gilbert, Noah Hamlin, Cameron Jefferies, Josiah Robey, Marquis Smith, Jake Tewart, Taj Ward

DEFENSIVE END [10] - Blake Bacevich, Kimoni Fitz, Angelo Howze, Mychal Keys, Kevin Mouhon, Michael Pitts, Myjai Sanders, Ethan Tucky, Malik Vann, Zane Wilson

DEFENSIVE TACKLE [10] - Curtis Brooks, Cortez Broughton, Chase Brown, Marcus Brown, Marquise Copeland, Daeshon Martin, Elijah Ponder, Joe Schroer, Nick Staderman, Jabari Taylor

LINEBACKER [12] - Tinashe Bere, Kyle Bolden, Malik Clements, Joel Dublanko, Nate Lawler, RJ Potts, Ryan Royer, Ty Sponseller, Ty Van Fossen, Jarell White, Bryan Wright, Perry Young

SAFETY [7] - Will Adams, Darrick Forrest, Ja'Von Hicks, TJ Johnson, Chris Murphy, Collin Widecan, James Wiggins

SPECIAL TEAMS

KICKER [3] - Ryan Jones, Grant Simon, Cole Smith

LONG SNAPPER [3] - Cory Armstrong, Blake Bammann, Zach Wood

PUNTER [2] - Tyler Inloes, James Smith

BY CITY/STATE

CINCINNATI [24] - Will Adams [Mason], Blake Bacevich [St. Xavier], Doug Bates [Moeller], Tinashe Bere [Sycamore], Kyle Bolden [Colerain], Garrett Campbell [St. Xavier], Mason Garrison [Oak Hills], Tyrell Gilbert [Princeton], Ja'Von Hicks [Colerain], Tyler Inloes [Lebanon], Michael Kopaygarodsky [Mason], Braxton Neal [Lakota West], Mick Oakes [Indian Hill], Joe Schroer [Elder], Ty Sponseller [Mason], Nick Staderman [McNicholas], Jake Tewart [Lebanon], Colin Thurman [Moeller], Colin Truett [Lebanon], Malik Vann [Farifield], Ethan Voelker [Taylor], Jarell White [La Salle], Josh Whyte [La Salle], Collin Widecan [Mariemont],

OHIO [40] - Cory Armstrong [Sagamore Hills], Blake Bammann [Lexington], Chase Brown [Cleveland], Coby Bryant [Cleveland], Arquon Bush [Euclid], Zach Bycznski [Berea], Trent Cloud [Cleveland], Marquise Copeland [Cleveland], Wyatt Fischer [Mt. Orab], Darrick Forrest [Columbus], Darius Harper [Springfield], Meechi Harris [Xenia], Alex Heil [Wickliffe], Cameron Jefferies [Painesville], TJ Johnson [Cleveland], John Keller [North Canton], Mychal Keys [Columbus], Casey Kirk [Dublin], Aulden Knight [Akron], Cody Lamb [Miamisburg], Nate Lawler [Dresden], Daeshon Martin [Akron], Vincent McConnell [Massillon], Dylan O'Quinn [Toledo], Jack Peterson [Granville], Jake Peterson [Granville], Ryan Royer [Hilliard], Grant Simon [Columbus], Cole Smith [Middletown], Jake Sopko [Avon], Jabari Taylor [Akron], Leonard Taylor [Springfield], Tavion Thomas [Dayton], Kyle Trout [Lancaster], Ethan Tucky [Delaware], Ty Van Fossen [Columbus], Taj Ward [Solon], Michael Warren II [Toledo], Zach Wood [Williamsburg], Colin Woodside [Lancaster]

FLORIDA [10] - Christian Angulo [Tampa], Marcus Brown [Naples], Thomas Geddis [Pompano Beach], Ryan Jones [Kissimmee], Kahlil Lewis [Miami], Yanez Rogers [Pompano Beach], Jerron Rollins [Miami], Myjai Sanders [Jacksonville], Tyrin Summers [Clewiston], James Wiggins [Miami]

GEORGIA [9] - Cortez Broughton [Warner Robins], Javan Hawes [Atlanta], Malick Mboj [Atlanta], Charles McClelland [Du Pont], Tyler McGarr [Fortson], Kevin Mouhon [Norcross], Chris Murphy [Atlanta], Michael Pitts [Stone Mountain], Elijah Ponder [Atlanta]

INDIANA [6] - Gerrid Doaks [Indianapolis], Drew Hartmann [Noblesville], Angelo Howze [Fishers], Rashad Medaris [Indianapolis], RJ Potts [Fishers], Blake Yager [Fort Wayne]

ILLINOIS [4] - Ben Bryant [La Grange], Jeremy Cooper [Chicago], Jayshon Jackson [Chicago], Alec Pierce [Glen Ellyn] **KENTUCKY [4]** - Alex Dowds [Alexandria], Desmond Ridder [Louisville], Josiah Robey [Franklin], Zane Wilson [Georgetown]

VIRGINIA [4] - Taylor Boose [Clifton], Curtis Brooks [Danville], Malik Clements [Danville], Kimoni Fitz [Ringgold]

ALABAMA [3] - Hayden Moore [Clay], Jakari Robinson [Talladega], Perry Young [Birmingham]

MICHIGAN [2] - Morgan James [Highland], Marquis Smith [Ypsilanti]

CALIFORNIA [1] - Josiah Deguara [Folsom]

DELAWARE [1] - Bryan Wright [New Castle]

NEW JERSEY [1] - Dino Boyd [Newark]

PENNSYLVANIA [1] - Noah Hamlin [Clairton]

TEXAS [1] - Keith Minor [Tyler]

WASHINGTON [1] - Joel Dublanko [Aberdeen]

BY COUNTRY

AUSTRALIA - James Smith [Wangaratta]

BAHAMAS - Chris Ferguson [Nassau]

CANADA - Bruno Labelle [Laval, Quebec]

GERMANY - Lorenz Metz [Neuötting]

HEAD COACH LUKE FICKELL

SECOND YEAR • OHIO STATE '97

Veteran defensive coordinator and Ohio native Luke Fickell was named the University of Cincinnati's 42nd football head coach in December 2016.

The 18-year veteran of the FBS coaching ranks took the reins of the UC program after spending 15 years at his alma mater, Ohio State.

Fickell was hired on Dec. 10, 2016 and in the span of less than eight weeks, he hired a staff and put one of the top recruiting classes in the American Athletic Conference together. Since he hire, Fickell has been a tireless advocate for the Cincinnati program, speaking at numerous events and schools to continue to build the Bearcats brand inside the State of Cincinnati, the 50-mile radius surrounding the Clifton Hts. campus.

His impressive resume includes being on the staff of two national championship winning teams, seeing 12 of his players selected in the NFL Draft, and coordinating outstanding defenses over the last 12 seasons as a co-coordinator or defensive coordinator.

He is also an excellent recruiter with strong Midwest and Florida relationships, a national presence when needed and a discerning eye for talent. He was named the American Football Coaches Association assistant coach of the year in 2010 and he was named a "top recruiter" in 2012 by both Rivals and ESPN.

No stranger to championship-level football, Fickell was a part of nine Big Ten Conference titles (seven as a coach, two as a player) and two national championship squads at Ohio State. During his coaching tenure with the Buckeyes, OSU qualified for the College Football Playoff twice and played in 15 postseason games.

The former standout football player, college graduate, NFL player, husband and father is most-noticed as a developer of talent.

His NFL Draft selections include first-round picks A.J. Hawk, Bobby Carpenter, Ryan Shazier and Darron Lee, NFL standout James Laurinaitis and Joshua Perry, Anthony Schlegel, Larry Grant, Marcus Freeman, Austin Spitler, Ross Homan and Brian Rolle.

The 2016 Buckeyes earned a spot in the College Football Playoff semifinal against Clemson after finishing the regular season 11-1 and ranked No. 3 in CFP poll. OSU won five consecutive games to close the season and boast the nation's No. 4 total defense (282.3 yards per game allowed), including the No. 1 pass efficiency defense and the No. 3 scoring defense (14.2).

Since 2005, Fickel-coached defenses at Ohio State have ranked among the NCAA FBS Top-40 in yards-per-play allowed, averaging a ranking of No. 17 and earning its highest rank of No. 3 in 2016. Cincinnati based ProFootballFocus ranks OSU's defense as its No. 3 overall unit in 2016.

FICKELL'S HEAD COACHING RECORD

YEAR	SCHOOL	OVERALL	CONFERENCE
2001	Ohio State	6-7	3-5 Big Ten (4th)
2017	Cincinnati	4-8	2-6 American East (4th)
2018	Cincinnati	4-0	



Fickell's coaching career began at Ohio State. After spending a year on the injured reserve list with the New Orleans Saints, he was hired in 1999 as a graduate assistant at OSU by his college coach, John Cooper.

Fickell's first full-time coaching position came in 2000 under Lee Owens at Akron, spending two years as defensive line coach. Jim Tressel brought him to Ohio State as special teams coordinator in 2002 and he also worked with the defensive front on the BCA National Championship squad. He was named linebackers coach in 2004, and added co-defensive coordinator duties to his resume in 2005.

In May of 2011 he was asked to take over an Ohio State program staggered by the loss of its head coach, the unexpected departure of a star quarterback and on the cusp of NCAA penalties, and against stacked odds, he led the Buckeyes to a bowl game. Prior to his appointment to serve as head coach, he had been promoted to assistant head coach in March 2011.

He returned to his role as defensive coordinator and linebackers coach in 2012. Over the past five seasons, coaching under UC alumnus Urban Meyer, Fickell's defensive units have been a big reason the Buckeyes went 61-5 and won the 2014 College Football Playoff National Championship.

A native of Columbus, Ohio, Fickell is a graduate of DeSales High School, where he was a three-time, undefeated state wrestling champion, and he is a 1997 graduate of Ohio State. He played for the Buckeyes from 1992-96, redshirting the first year and then starting the next four seasons at nose guard. He started a school-record 50 consecutive games between 1993 and 1996.

Fickell graduated from Ohio State in 1997 with a degree in exercise science. Luke and his wife Amy have six children: Landon, Luca, twin sons Aydon and Ashton, and twin sons Laykon and Lucian.



PERSONAL INFORMATION

Born: August 18, 1973
Hometown: Columbus, Ohio
Wife: Amy
Children: Landon, Luca, Aydon, Ashton, Laykon, Lucian
Education: Ohio State (1997, B.S.)
Year in Coaching: 19th

PLAYING CAREER

YEAR	TEAM
1992-96	Ohio State (Nose Guard)

COACHING CAREER

YEAR	SCHOOL	POSITION
1999	Ohio State	Graduate Assistant
2000-01	Akron	Defensive Line
2002-03	Ohio State	Special Teams Coordinator
2004	Ohio State	Linebackers
2005-11	Ohio State	Co-Defensive Coord./Linebackers
2011	Ohio State	Head Coach
2012-16	Ohio State	Defensive Coord./Linebackers
2017-	Cincinnati	Head Coach

BOWLS COACHED IN

YEAR	SCHOOL	BOWL
2002	Ohio State	Fiesta
2003	Ohio State	Fiesta
2004	Ohio State	Alamo
2005	Ohio State	Fiesta
2006	Ohio State	BCS National Championship
2007	Ohio State	BCS National Championship
2008	Ohio State	Fiesta
2009	Ohio State	Rose
2010	Ohio State	Sugar
2011	Ohio State	Gator
2013	Ohio State	Orange
2014	Ohio State	CFP: Sugar (Semi)/NCG
2015	Ohio State	Fiesta
2016	Ohio State	CFP: Fiesta (Semi)

BOWLS PLAYED IN

YEAR	SCHOOL	BOWL
1993	Ohio State	Holiday
1994	Ohio State	Citrus
1995	Ohio State	Citrus
1996	Ohio State	Rose

COACHES & SUPPORT STAFF



MIKE DENBROCK **GAMEDAY LOCATION:** FIELD
 OFFENSIVE COORDINATOR/TE • SECOND YEAR • GRAND VALLEY STATE '87

A veteran of 30-plus years in the coaching profession, Mike Denbrock has worked as both an offensive and defensive coordinator and coached every position on the offensive side of the ball. Most recently, Denbrock was at Notre Dame from 2010-16 in a variety of roles. Before his time at Notre Dame, Denbrock spent time at Indiana State, Stanford, Grand Valley State, Michigan State and with the AFL's Buffalo Destroyers. Denbrock was a tight end at GVSU from 1982-85, earning a bachelor's degree in communications in 1987. Denbrock and his wife, Dianne, have a son, Chance.



MARCUS FREEMAN **GAMEDAY LOCATION:** FIELD
 DEFENSIVE COORDINATOR/LINEBACKERS • SECOND YEAR • OHIO STATE '07

Marcus Freeman joined the Bearcats staff after a four-year stint at Purdue where he coached linebackers and served as the Boilermakers co-defensive coordinator in 2015. Freeman started his coaching career as a graduate assistant coach at his alma mater, Ohio State, in 2010 before going to Kent State in 2011-12 to coach linebackers. A four-year letterwinner for the Buckeyes, Freeman spent time with the Chicago Bears, Buffalo Bills and Houston Texans. Freeman has a daughter, Bria, and he and his wife, Joanna, have five children, Vinny, Siena, Gino, Nico and Capri.



BRIAN MASON **GAMEDAY LOCATION:** FIELD
 SPECIAL TEAMS COORDINATOR/SNIPERS • SECOND YEAR • DENISON '09

Brian Mason, who served as the Bearcats' director of recruiting in 2017, was promoted to an assistant coach role in January 2018. He will coach the special teams and the sniper position, a hybrid linebacker/safety. Prior to joining the UC staff a year ago, Mason spent eight years coaching at Ohio State, Purdue, Kent State and Bluffton. During his time with the Bearcats recruiting operation, Mason led a team which enabled UC to sign a pair of highly-rated recruiting classes ranked at the top of the American Athletic Conference. Mason and his wife Rachel were married in 2108.



RON CROOK **GAMEDAY LOCATION:** FIELD
 OFFENSIVE LINE • SECOND YEAR • WEST LIBERTY STATE '91

Ron Crook, the 27-year veteran of the coaching ranks, is in his second stint with the Bearcats after serving as a graduate assistant working with the offensive line in 1993. He has mentored offensive linemen from coast-to-coast, with stops at West Virginia, Stanford, Harvard, Illinois, West Liberty State, Glenville State, Clarion and West Virginia Tech. Crook earned his bachelor's degree in physical education from West Liberty State in 1991. Crook and his wife, Stacy, have three children — Andrew, Cian and Kenley.



GINO GUIDUGLI **GAMEDAY LOCATION:** PRESS BOX
 QUARTERBACKS • SECOND YEAR • CINCINNATI '05

Former University of Cincinnati standout quarterback Gino Guidugli joined the Bearcats football staff in February 2017. Guidugli, a member of UC's James P. Kelly Sr. Athletics Hall of Fame and a charter member of Nippert Stadium's Ring of Honor, returned to his alma mater after spending six seasons at Central Michigan. Prior to joining the coaching ranks, Guidugli played professionally in the Arena and Canadian Football Leagues. Guidugli earned his bachelor's degree in business marketing from Cincinnati in 2005. He and his wife, Michelle, have two sons, Ryland and Ezra.



MIKE MICKENS **GAMEDAY LOCATION:** FIELD
 CORNERBACKS • FIRST YEAR • CINCINNATI '11

Former University of Cincinnati standout cornerback Mike Mickens joined the football staff in 2018 as the cornerbacks coach. The two-time, All-America cornerback returns to his alma mater after four years coaching corners at Bowling Green. Mickens also had coaching stints at Idaho and Indiana State. He started his coaching career at UC in 2011. The Dayton, Ohio native was a Playboy and FWAA All-American in 2008 and is UC's career leader in interceptions (14) and interception return yards (296). Mickens and his wife Jessica have a daughter, Millie.



DOUG PHILLIPS **GAMEDAY LOCATION:** FIELD
 RUNNING BACKS • SECOND YEAR • TOLEDO '91

Doug Phillips came to UC in 2017 after spending the 2016 season at Iowa State as the director of player personnel. Phillips has nearly 25 years of football coaching experience, including seven seasons at the NCAA FBS and FCS level with stints at Bowling Green, Ohio State and Youngstown State. He worked and coached for 15 years at the high school level, including nine as a head coach. Phillips earned a bachelor's degree in education from Toledo in 1991 and received a master's degree in educational administration from Youngstown State in 1995.



JOKER PHILLIPS **GAMEDAY LOCATION:** FIELD
 WIDE RECEIVERS • SECOND YEAR • KENTUCKY '86

Joe "Joker" Phillips, a nearly 30-year veteran of the collegiate and NFL ranks, joined the University of Cincinnati football staff in 2017. Phillips has extensive experience coaching receivers, with stops at Kentucky, Cincinnati, Minnesota, Notre Dame, South Carolina, Florida and in the NFL. As a wide receiver at Kentucky, Phillips earned his bachelor's degree in advertising from UK in 1986. Born Joe Phillips Jr., the native of Franklin, Kentucky, was nicknamed Joker as a baby by his grandfather to help distinguish Joker from his father, Joe Sr.



STEVE STRIPLING **GAMEDAY LOCATION:** FIELD
 DEFENSIVE LINE • FOURTH YEAR • COLORADO '76


A veteran of more than 40 years in the coaching ranks, Steve Stripling returns to UC after a five-year stint at Tennessee in both on- and off-the-field roles. He was previously at UC from 2010-12 as assistant head coach/defensive line coach and added the title of defensive run game coordinator from 2011-12. He served as the Bearcats' interim head coach for the 2012 Belk Bowl, leading UC to a thrilling, come-from-behind 48-34 win over Duke. Stripling and his wife, Gayle, have three children, son Cody, twin grandchildren Asher and Lilly, son Chad, daughter Christy and grandchildren Calista and Seth.

SUPPORT STAFF




JON TENUTA **GAMEDAY LOCATION:** PRESS BOX
 SAFETIES • SECOND YEAR • VIRGINIA '82

With 36 seasons in collegiate coaching, Jon Tenuta has a wealth of FBS experience, including serving as the defensive coordinator at various FBS stops: Kansas State, Ohio State, North Carolina, Georgia Tech, Notre Dame and Virginia. Tenuta also was at Marshall and SMU as the defensive coordinator during the 1980s and has been a defensive coordinator in 19 of his 36 seasons as a collegiate coach. Most recently, Tenuta spent three seasons as the associate head coach for the defense and the defensive coordinator at Virginia. Tenuta and his wife, Dori, have three sons — Zach, Matt and Luke.



AUSTEN BLUNOCH GRAD ASST. - OFFENSE
DANNY FOLINO SPORTS PERFORMANCE
MICHELE GALVIN SPORTS MEDICINE
MIKE HARTLINE QUALITY CONTROL - OFF.
AARON HIMMLER ASST. AD/MEDICAL SVCS.
COLIN HITSCHLER QUALITY CONTROL - DEF.



PAT LAMBERT GRAD ASST. - DEFENSE
MITCH MAROTTI OPS. & VIDEO ASSISTANT
LOGAN MEYER ON-CAMPUS RECRUITING
BRYAN MURRAY GRAD ASST. - DEFENSE
SHERRY MURRAY ASSOC. TO THE HC
ADAM NIEMEYER DIRECTOR, FB VIDEO



BRADY COLLINS **GAMEDAY LOCATION:** PRESS BOX
 DIRECTOR/FB SPORTS PERFORMANCE • SECOND YEAR • OTTERBEIN '09

Brady Collins came to UC after spending the two seasons at Ohio State as a strength coach with the football team. A 2009 graduate of Otterbein, Collins went south after graduation to become a volunteer strength coach at Kentucky and intern for the Cincinnati Bengals. He became a graduate assistant coach at Kentucky in 2010 and a year later was named an assistant strength coach. In 2013, he accepted an assistant strength and conditioning position at Mississippi State before he was hired at Ohio State in 2015. Collins and his wife, Allie, are the parents of one daughter, Kaylee.



MATT ROARK GRAD ASST. - OFFENSE
NIA ROBINSON RECRUITING
AUSTIN SCHAFFER DIRECTOR, SCOUTING
KELSEY SHARKEY DIRECTOR, NEW MEDIA
GREG SCRUGGS DIRECTOR, PLAYER DEV.
PARKER SHOWERS SPORTS PERFORMANCE



AUSTIN STEPHAN SPORTS PERFORMANCE
DEANDRE WARD SPORTS PERFORMANCE
JAKE WARNEK DIRECTOR, FB EQUIPMENT
MIKE WAUGH DIRECTOR, RECRUITING
JOHN WIDECAN ASSOC. AD/OPERATIONS

2018 STATISTICS

OVERALL: 4-0

AMERICAN: 0-0

HOME: 2-0

AWAY: 2-0

NEUTRAL: 0-0

DATE	OPPONENT	SCORE	OVERALL	CONFERENCE	TIME	ATTEND
Sept 1	@ UCLA	W 26-17	1-0-0	0-0-0	3:21	54116
Sept 8	@ Miami (OH) / Paul Brown Stadium	W 21-0	2-0-0	0-0-0	3:00	16062
Sept 15	ALABAMA A&M	W 63-7	3-0-0	0-0-0	2:58	28834
Sept 22	OHIO	W 34-30	4-0-0	0-0-0	3:50	35220
Sept 29	@ UConn *					
Oct 6	TULANE *					
Oct 20	@ Temple *					
Oct 27	@ SMU *					
Nov. 3	NAVY *					
Nov. 10	USF *					
Nov. 17	@ UCF *					
Nov. 23	ECU *					

TEAM STATISTICS	CINCINNATI	OPPONENT
SCORING	144	54
Points Per Game	36.0	13.5
Points Off Turnovers	28	7
FIRST DOWNS	93	59
Rushing	56	16
Passing	34	31
Penalty	3	12
RUSHING YARDAGE	941	485
Yards gained rushing	1023	557
Yards lost rushing	82	72
Rushing Attempts	191	120
Average Per Rush	4.9	4.0
Average Per Game	235.2	121.2
TDs Rushing	14	4
PASSING YARDAGE	761	613
Comp-Att-Int	60-94-2	69-133-3
Average Per Pass	8.1	4.6
Average Per Catch	12.7	8.9
Average Per Game	190.2	153.2
TDs Passing	6	2
TOTAL OFFENSE	1702	1098
Total Plays	285	253
Average Per Play	6.0	4.3
Average Per Game	425.5	274.5
KICK RETURNS: #-Yards	9-198	11-229
PUNT RETURNS: #-Yards	9-21	8-36
INT RETURNS: #-Yards	3-24	2-18
KICK RETURN AVERAGE	22.0	20.8
PUNT RETURN AVERAGE	2.3	4.5
INT RETURN AVERAGE	8.0	9.0
FUMBLES-LOST	4-1	4-2
PENALTIES-Yards	36-356	25-196
Average Per Game	89.0	49.0
PUNTS-Yards	23-1013	30-1243
Average Per Punt	44.0	41.4
Net punt average	41.6	38.7
KICKOFFS-Yards	25-1548	15-870
Average Per Kick	61.9	58.0
Net kick average	39.8	38.1
TIME OF POSSESSION/Game	31:43	28:17
3RD-DOWN Conversions	25/54	20/62
3rd-Down Pct	46%	32%
4TH-DOWN Conversions	3/4	2/6
4th-Down Pct	75%	33%
SACKS BY-Yards	8-53	6-37
MISC YARDS	0	0
TOUCHDOWNS SCORED	20	6
FIELD GOALS-ATTEMPTS	1-2	4-4
ON-SIDE KICKS	0-0	0-0
RED-ZONE SCORES	(15-15) 100%	(7-8) 88%
RED-ZONE TOUCHDOWNS	(14-15) 93%	(5-8) 63%
PAT-ATTEMPTS	(19-19) 100%	(6-6) 100%
ATTENDANCE	64054	70178
Games/Avg Per Game	2/32027	2/35089

SCORE BY QUARTERS

	1st	2nd	3rd	4th	Total
Cincinnati	35	38	28	43	-
Opponents	24	10	17	3	-

RUSHING

NAME	GP	Att	Gain	Loss	Net	Avg	TD	Long	Avg/G
WARREN, Michael	4	93	439	4	435	4.7	8	32	108.8
RIDDER, Desmond	4	44	249	46	203	4.6	2	39	50.8
THOMAS, Tavion	2	19	144	0	144	7.6	2	21	72.0
MCCLELLAND, Charles	4	16	121	0	121	7.6	1	22	30.2
KOPAYGORODSKY, Mike	1	5	27	1	26	5.2	0	14	26.0
SOPKO, Jake	1	3	17	2	15	5.0	0	12	15.0
MOORE, Hayden	3	4	22	11	11	2.8	0	13	3.7
HUBER, Wilson	4	0	0	0	0	0.0	1	0	0.0
BRYANT, Ben	1	2	4	8	-4	-2.0	0	4	-4.0
TOTAL	4	191	1023	82	941	4.9	14	39	235.2
OPPONENTS	4	120	557	72	485	4.0	4	74	121.2

PASSING

NAME	G	Effic	Cmp-Att-Int	Pct	Yds	TD	Lng	Avg/G
RIDDER, Desmond	4	157.72	47-74-1	63.5	618	6	77	154.5
MOORE, Hayden	3	141.24	7-9-0	77.8	68	0	33	22.7
BRYANT, Ben	1	128.75	6-8-1	75.0	75	0	18	75.0
SOPKO, Jake	1	0.00	0-1-0	0.0	0	0	0	0.0
TOTAL	4	148.64	60-94-2	63.8	761	6	77	190.2
OPPONENTS	4	91.05	69-133-3	51.9	613	2	41	153.2

RECEIVING

NAME	G	No.	Yds	Avg	TD	Long	Avg/G
LEWIS, Kahlil	4	13	163	12.5	1	61	40.8
DEGUARA, Josiah	4	13	135	10.4	2	22	33.8
JACKSON, Jayshon	4	10	133	13.3	1	33	33.2
MEDARIS, Rashad	4	6	140	23.3	1	77	35.0
GEDDIS, Thomas	4	4	63	15.8	1	29	15.8
WARREN, Michael	4	4	47	11.8	0	18	11.8
LABELLE, Bruno	4	3	13	4.3	0	5	3.2
HAWES, Javan	4	2	29	14.5	0	18	7.2
HUBER, Wilson	4	2	17	8.5	0	16	4.2
CLOUD, Trent	4	1	8	8.0	0	8	2.0
TAYLOR, Leonard	2	1	7	7.0	0	7	3.5
MCCLELLAND, Charles	4	1	6	6.0	0	6	1.5
TOTAL	4	60	761	12.7	6	77	190.2
OPPONENTS	4	69	613	8.9	2	41	153.2

2018 STATISTICS

OVERALL: 4-0

AMERICAN: 0-0

HOME: 2-0

AWAY: 2-0

NEUTRAL: 0-0

SCORING

Name	TD	FGs	Kick	Rush	Rcv	Pass	DXP	Saf	Points
WARREN, Michael	8	0-0	0-0	0-0	0	0-0	0	0	48
SMITH, Cole	0	1-2	19-19	0-0	0	0-0	0	0	22
DEGUARA, Josiah	2	0-0	0-0	0-0	0	0-0	0	0	12
RIDDER, Desmond	2	0-0	0-0	0-1	0	0-0	0	0	12
THOMAS, Tavion	2	0-0	0-0	0-0	0	0-0	0	0	12
LEWIS, Kahlil	1	0-0	0-0	0-0	0	0-0	0	0	6
MCCLELLAND, Charles	1	0-0	0-0	0-0	0	0-0	0	0	6
MEDARIS, Rashad	1	0-0	0-0	0-0	0	0-0	0	0	6
HUBER, Wilson	1	0-0	0-0	0-0	0	0-0	0	0	6
GEDDIS, Thomas	1	0-0	0-0	0-0	0	0-0	0	0	6
JACKSON, Jayshon	1	0-0	0-0	0-0	0	0-0	0	0	6
TEAM	0	0-0	0-0	0-0	0	0-0	0	1	2
TOTAL	20	1-2	19-19	0-1	0	0-0	0	1	144
OPPONENTS	6	4-4	6-6	0-0	0	0-0	0	0	54

TOTAL OFFENSE

Name	G	Plays	Rush	Pass	Total	Avg/G
RIDDER, Desmond	4	118	203	618	821	205.2
WARREN, Michael	4	93	435	0	435	108.8
THOMAS, Tavion	2	19	144	0	144	72.0
MCCLELLAND, Charles	4	16	121	0	121	30.2
MOORE, Hayden	3	13	11	68	79	26.3
BRYANT, Ben	1	10	-4	75	71	71.0
KOPAYGORODSKY, Mike	1	5	26	0	26	26.0
SOPKO, Jake	1	4	15	0	15	15.0
TOTAL	4	285	941	761	1702	425.5
OPPONENTS	4	253	485	613	1098	274.5

ALL PURPOSE

Name	G	Rush	Rec	PR	KOR	IR	Tot	Avg/G
WARREN, Michael	4	435	47	0	0	0	482	120.5
RIDDER, Desmond	4	203	0	0	0	0	203	50.8
LEWIS, Kahlil	4	0	163	0	0	0	163	40.8
THOMAS, Tavion	2	144	0	0	0	0	144	72.0
MCCLELLAND, Charles	4	121	6	0	15	0	142	35.5
MEDARIS, Rashad	4	0	140	0	0	0	140	35.0
DEGUARA, Josiah	4	0	135	0	0	0	135	33.8
JACKSON, Jayshon	4	0	133	0	0	0	133	33.2
WIGGINS, James	4	0	0	0	129	1	130	32.5
KNIGHT, Aulden	4	0	0	21	45	0	66	16.5
GEDDIS, Thomas	4	0	63	0	0	0	63	15.8
HAWES, Javan	4	0	29	0	0	0	29	7.2
KOPAYGORODSKY, Mike	1	26	0	0	0	0	26	26.0
FORREST, Darrick	4	0	0	0	0	23	23	5.8
HUBER, Wilson	4	0	17	0	0	0	17	4.2
TAYLOR, Leonard	2	0	7	0	9	0	16	8.0
SOPKO, Jake	1	15	0	0	0	0	15	15.0
LABELLE, Bruno	4	0	13	0	0	0	13	3.2
MOORE, Hayden	3	11	0	0	0	0	11	3.7
CLOUD, Trent	4	0	8	0	0	0	8	2.0
BRYANT, Ben	1	-4	0	0	0	0	-4	-4.0
TOTAL	4	941	761	21	198	24	1945	486.2
OPPONENTS	4	485	613	36	229	18	1381	345.2

FIELD GOALS

Name	M-A	Pct	01-19	20-29	30-39	40-49	50+	Lg	Blk
SMITH, Cole	1-2	50.0	0-0	1-1	0-0	0-1	0-0	24	1

PUNTING

Name	No.	Yds	Avg	Long	TB	FC	I20	50+	Blkd
SMITH, James	23	1013	44.0	63	1	9	11	4	0
TOTAL	23	1013	44.0	63	1	9	11	4	0
OPPONENTS	30	1243	41.4	57	3	8	6	6	0

KICKOFFS

Name	No.	Yds	Avg	TB	OB	Retn	Net	YdLn
JONES, Ryan	25	1548	61.9	13	0			
TOTAL	25	1548	61.9	13	0	229	39.8	25
OPPONENTS	15	870	58.0	4	0	198	38.1	26

PUNT RETURNS

Name	No.	Yds	Avg	TD	Long
KNIGHT, Aulden	9	21	2.3	0	12
TOTAL	9	21	2.3	0	12
OPPONENTS	8	36	4.5	0	11

INTERCEPTIONS

Name	No.	Yds	Avg	TD	Long
WIGGINS, James	2	1	0.5	0	1
FORREST, Darrick	1	23	23.0	0	23
TOTAL	3	24	8.0	0	23
OPPONENTS	2	18	9.0	0	18

KICK RETURNS

Name	No.	Yds	Avg	TD	Long
WIGGINS, James	5	129	25.8	0	35
KNIGHT, Aulden	2	45	22.5	0	26
MCCLELLAND, Charles	1	15	15.0	0	15
TAYLOR, Leonard	1	9	9.0	0	9
TOTAL	9	198	22.0	0	35
OPPONENTS	11	229	20.8	0	28

FUMBLE RETURNS

Name	No.	Yds	Avg	TD	Long
YOUNG, PERRY	1	27	27.0	0	27
TOTAL	1	27	27.0	0	27
OPPONENTS	2	6	3.0	0	6

2018 STATISTICS

OVERALL: 4-0

AMERICAN: 0-0

HOME: 2-0

AWAY: 2-0

NEUTRAL: 0-0

DEFENSE

#	Name	GP-GS	TACKLES			SACKS		PASS DEF			FUMBLES		BLKD		
			Solo	Ast	Total	TFL/Yds	No-Yards	Int-Yds	BrUp	QBH	Rcv-Yds	FF	Kick	Saf	
44	COPELAND, Marquise	4-4	12	9	21	1.5-3	.	.	1	1	
11	WRIGHT, Bryan	4-4	8	11	19	3.5-19	2.0-14	.	.	1	1	.	1	.	.
96	BROUGHTON, Cortez	4-4	13	5	18	8.5-27	3.5-17	.	.	2	2	.	1	.	.
32	WIGGINS, James	4-4	11	6	17	2.0-8	.	2-1	3
8W	WHITE, Jarell	4-1	11	5	16	1.5-5
4	CLEMENTS, Malik	4-4	10	5	15	1.0-1	.	.	1
5	FORREST, Darrick	4-4	10	4	14	.	.	1-23	.	.	1-0
51	FITZ, Kimoni	4-4	4	9	13	0.5-0	.	.	1	3
2	GILBERT, Tyrell	4-4	11	2	13	.	.	.	4
6	YOUNG, Perry	3-3	7	5	12	1.0-1	1-27
7B	BRYANT, Coby	4-3	10	.	10	.	.	.	4
1D	TUCKY, Ethan	4-0	4	4	8	0.5-2	0.5-2
99	BROWN, Marcus	4-0	1	5	6	1
92	BROOKS, Curtis	4-0	.	6	6
14	JEFFERIES, Cam	4-1	6	.	6	.	.	.	2
41	DUBLANKO, Joel	4-0	2	4	6
43	PITTS, Michael	4-4	1	4	5	1.0-14	1.0-14
93	PONDER, Elijah	2-0	2	2	4	1.0-6	1.0-6	1	.	.	.
40	SPONSELLER, Ty	4-0	2	2	4
3H	HICKS, Ja'von	4-0	2	1	3
42	VANN, Malik	4-0	.	3	3	1
31	SMITH, Marquis	3-0	2	.	2
33	BACEVICH, Blake	1-0	1	1	2
97	JONES, Ryan	4-0	2	.	2
90	TAYLOR, Jabari	2-0	1	.	1
34	BOLDEN, Kyle	1-0	.	1	1
13	CLOUD, Trent	4-0	1	.	1
82	HUBER, Wilson	4-0	.	1	1
2S	SANDERS, Myjai	4-0	1	.	1
30	MURPHY, Chris	3-0	1	.	1
83	DEGUARA, Josiah	4-4	.	1	1
24	HAMLIN, Noah	4-0	1	.	1
12	PIERCE, Alec	4-0	1	.	1
37	SMITH, James	4-0	1	.	1
1	LEWIS, Kahlil	4-4	1	.	1
TM	TEAM	4-0	1
TOTAL		4-0	140	96	236	22-86	8-53	3-24	18	9	2-27	3	.	1	.
OPPONENTS		4-0	161	160	321	19.0-62	6-37	2-18	10	5	1-0	3	1	.	.

SPECIAL TEAMS TACKLES

Player	Total	KO	Punt
SPONSELLER, Ty	6	4	2
DUBLANKO, Joel	3	3	0
CLEMENTS, Malik	3	2	1
HICKS, Ja'von	3	3	0
PIERCE, Alec	2	0	2
JONES, Ryan	2	2	0
SMITH, James	2	0	2
WIGGINS, James	2	0	2

Player	Total	KO	Punt
HUBER, Wilson	1	1	0
DEGUARA, Josiah	1	0	1
SMITH, Marquis	1	1	0
WHITE, Jarell	1	1	0
TUCKY, Ethan	1	0	1
SMITH, Cole	1	0	1
HAMLIN, Noah	1	1	0
TOTALS	30	18	12

2018 STATISTICS

OVERALL: **4-0**

AMERICAN: **0-0**

HOME: **2-0**

AWAY: **2-0**

NEUTRAL: **0-0**

FIELD GOALS (MADE) MISSED

FG SEQUENCE	CINCINNATI	OPPONENTS
@ UCLA	[24]	[47]
@ Miami [OH]	-	-
ALABAMA A&M	-	-
OHIO	49	[25],[33],[47]
@ UConn *		
TULANE *		
@ Temple *		
@ SMU *		
NAVY *		
USF *		
@ UCF *		
ECU *		

TURNOVERS

Takeaways..... 5 (3 Interceptions, 2 Fumble Recovery)
 Turnovers..... 3 (2 Interception, 1 Fumble)

Points Off Turnovers

Cincinnati.....28
 Opponents.....7

Points Off Turnovers/Game

Cincinnati.....7.0
 Opponents.....1.8

GIVEAWAYS TAKEAWAYS

Game	Fum	Int	Tot	Fum	Int	Tot	+/-
@ UCLA	1	0	1	0	1	1	0
@ Miami [OH]	0	0	0	0	1	1	+1
ALABAMA A&M	0	1	1	1	0	1	0
OHIO	0	1	1	1	1	2	+1
@ UConn *							
TULANE *							
@ Temple *							
@ SMU *							
NAVY *							
USF *							
@ UCF *							
ECU *							

RED ZONE

UC Red Zone Entries..... 15 of 15 (100.0%)
 Scores..... 15 (15 TDs, 12 Rush TDs, 2 Pass TDs, 1 FGs)
 Non-Scores..... 0 (0 FGA, 0 Downs, 0 INT, 0 Fum., 0 Half)
Opponent Red Zone Entries..... 7 of 8 (87.5%)
 Scores..... 7 (5 TDs, 3 Rush TDs, 2 Pass TDs, 2 FGs)
 Non-Scores..... 1 (0 FGA, 0 Downs, 1 INT, 0 Fum., 0 Half)

KICKOFFS

Kickoffs..... 25 - 1,548 Yards (61.9)
 Touchbacks..... 13
 Opponent Kickoff Returns 11 - 229 yards (20.8)
 Out of Bounds..... 0
 Average Opponent Drive Start..... 26-yard line

FUMBLES

NAME**NO.- LOST**
 THOMAS, Tavion.....2-0
 MOORE, Hayden.....1-1
 RIDDER, Desmond.....1-0

OPENING DRIVES – OFFENSE

Game	1st	2nd
@ UCLA	Punt	Touchdown
@ Miami [OH]	Punt	Punt
ALABAMA A&M	Touchdown	Touchdown
OHIO	Punt	Touchdown
@ UConn *		
TULANE *		
@ Temple *		
@ SMU *		
NAVY *		
USF *		
@ UCF *		
ECU *		

OPENING DRIVES – DEFENSE

Game	1st	2nd
@ UCLA	Punt	Interception
@ Miami [OH]	Punt	Punt
ALABAMA A&M	Punt	Touchdown
OHIO	Punt	Punt
@ UConn *		
TULANE *		
@ Temple *		
@ SMU *		
NAVY *		
USF *		
@ UCF *		
ECU *		

UC ON COIN FLIPS

Game	Result	Score
@ UCLA	W (Defer)	W, 26-17
@ Miami [OH]	W (Defer)	W, 21-0
ALABAMA A&M	W (Defer)	W, 63-7
OHIO	W (Defer)	W, 34-30
@ UConn *		
TULANE *		
@ Temple *		
@ SMU *		
NAVY *		
USF *		
@ UCF *		
ECU *		

MILESTONE VICTORIES

No.	Date	Score	Opponent	Place
1	11/14/85	26-6	Mt. Auburn	Cincinnati
50	10/18/02	6-0	Indianapolis	Cincinnati
100	11/02/18	6-0	Fort Thomas	Cincinnati
150	10/29/32	25-6	Wittenberg	Cincinnati
200	09/22/45	30-0	Denison	Cincinnati
250	10/11/52	20-13	Xavier	Cincinnati
300	11/25/61	19-13	Detroit	Cincinnati
350	11/27/71	19-16	Louisville	Louisville, Ky.
400	10/09/82	34-14	Long Beach St.	Cincinnati
450	10/28/95	55-19	N. Illinois	DeKalb, Ill.
500	10/30/04	21-10	TCU	Cincinnati
550	10/09/10	45-3	Miami [OH]	Cincinnati
600	10/24/16	27-20	Miami [OH]	Cincinnati

Currently 607 wins; * - Riverfront Stadium

2018 STATISTICS

OVERALL: 4-0

AMERICAN: 0-0

HOME: 2-0

AWAY: 2-0

NEUTRAL: 0-0

INDIVIDUAL GAME HIGHS

Rushes	35	WARREN, Michael at UCLA [09/01/18]
Yards Rushing	142	WARREN, Michael at UCLA [09/01/18]
TD Rushes	3	WARREN, Michael at UCLA [09/01/18]
Long Rush	39	RIDDER, Desmond at Miami [09/08/18]
Pass attempts	29	RIDDER, Desmond vs Ohio [09/22/18]
Pass completions	19	RIDDER, Desmond vs Ohio [09/22/18]
Yards Passing	274	RIDDER, Desmond vs Ohio [09/22/18]
TD Passes	3	RIDDER, Desmond vs Alabama A&M [09/15/18]
Long Pass	77	RIDDER, Desmond vs Ohio [09/22/18]
Receptions	6	twice
Yards Receiving	104	MEDARIS, Rashad vs Ohio [09/22/18]
TD Receptions	1	six times
Long Reception	77	MEDARIS, Rashad vs Ohio [09/22/18]
Field Goals	1	SMITH, Cole at UCLA [09/01/18]
Long Field Goal	24	SMITH, Cole at UCLA [09/01/18]
Punts	8	twice
Punting Avg	47.5	SMITH, James vs Alabama A&M [09/15/18]
Long Punt	63	SMITH, James at Miami [09/08/18]
Punts inside 20	5	SMITH, James at UCLA [09/01/18]
Long Punt Return	12	KNIGHT, Aulden at UCLA [09/01/18]
Long Kickoff Return	35	WIGGINS, James at UCLA [09/01/18]
Tackles	9	twice
Sacks	2.5	BROUGHTON, Cortez at UCLA [09/01/18]
Tackles For Loss	3.5	BROUGHTON, Cortez at UCLA [09/01/18]
Interceptions	1	three times

TEAM GAME HIGHS

Rushes	55	vs Alabama A&M [09/15/18]
Yards Rushing	409	vs Alabama A&M [09/15/18]
Yards Per Rush	7.4	vs Alabama A&M [09/15/18]
TD Rushes	6	vs Alabama A&M [09/15/18]
Pass attempts	31	vs Ohio [09/22/18]
Pass completions	21	vs Alabama A&M [09/15/18]
Yards Passing	332	vs Alabama A&M [09/15/18]
Yards Per Pass	12.8	vs Alabama A&M [09/15/18]
TD Passes	3	vs Alabama A&M [09/15/18]
Total Plays	81	vs Alabama A&M [09/15/18]
Total Offense	741	vs Alabama A&M [09/15/18]
Yards Per Play	9.1	vs Alabama A&M [09/15/18]
Points	63	vs Alabama A&M [09/15/18]
Sacks By	5	at UCLA [09/01/18]
First Downs	38	vs Alabama A&M [09/15/18]
Penalties	14	vs Ohio [09/22/18]
Penalty Yards	150	vs Ohio [09/22/18]
Turnovers	1	three times
Interceptions By	1	three times
Punts	8	twice
Punting Avg	47.5	vs Alabama A&M [09/15/18]
Long Punt	63	at Miami [09/08/18]
Punts inside 20	5	at UCLA [09/01/18]
Long Punt Return	12	at UCLA [09/01/18]

OPPONENT INDIVIDUAL GAME HIGHS

Rushes	21	OUELLETTE, A., vs Ohio [09/22/18]
Yards Rushing	103	Allen, Kazmeir, at UCLA [09/01/18]
TD Rushes	1	four times
Long Rush	74	Allen, Kazmeir, at UCLA [09/01/18]
Pass attempts	41	RAGLAND, Gus, at Miami [09/08/18]
Pass completions	22	RAGLAND, Gus, at Miami [09/08/18]
Yards Passing	178	ROURKE, N., vs Ohio [09/22/18]
TD Passes	1	twice
Long Pass	41	ROURKE, N., vs Ohio [09/22/18]
Receptions	9	YOUNG, Kenny, at Miami [09/08/18]
Yards Receiving	114	ODOM, C., vs Ohio [09/22/18]
TD Receptions	1	twice
Long Reception	41	ODOM, C., vs Ohio [09/22/18]
Field Goals	3	ZERVOS, L., vs Ohio [09/22/18]
Long Field Goal	47	twice
Punts	10	KRAMER, Kyle, at Miami [09/08/18]
Punting Avg	47.5	FARKAS, M., vs Ohio [09/22/18]
Long Punt	57	Flintoft, S., at UCLA [09/01/18]
Punts inside 20	4	KRAMER, Kyle, at Miami [09/08/18]
Long Punt Return	11	WHITE, P., vs Ohio [09/22/18]
Long Kickoff Return	twice	
Tackles	15	twice
Sacks	1.0	six times
Tackles For Loss	1.5	Wade, Rick, at UCLA [09/01/18]
Interceptions	1	twice

OPPONENT TEAM GAME HIGHS

Rushes	45	vs Ohio [09/22/18]
Yards Rushing	234	vs Ohio [09/22/18]
Yards Per Rush	5.2	vs Ohio [09/22/18]
TD Rushes	2	twice
Pass attempts	41	at Miami [09/08/18]
Pass completions	23	at UCLA [09/01/18]
Yards Passing	178	vs Ohio [09/22/18]
Yards Per Pass	6.6	vs Ohio [09/22/18]
TD Passes	1	twice
Total Plays	72	vs Ohio [09/22/18]
Total Offense	412	vs Ohio [09/22/18]
Yards Per Play	5.7	vs Ohio [09/22/18]
Points	30	vs Ohio [09/22/18]
Sacks By	4	at UCLA [09/01/18]
First Downs	25	vs Ohio [09/22/18]
Penalties	8	vs Ohio [09/22/18]
Penalty Yards	85	vs Ohio [09/22/18]
Turnovers	2	vs Ohio [09/22/18]
Interceptions By	1	twice
Punts	10	twice
Punting Avg	47.5	vs Ohio [09/22/18]
Long Punt	57	at UCLA [09/01/18]
Punts inside 20	4	at Miami [09/08/18]
Long Punt Return	11	vs Ohio [09/22/18]

2018 STATISTICS

OVERALL: **4-0**

AMERICAN: **0-0**

HOME: **2-0**

AWAY: **2-0**

NEUTRAL: **0-0**

GAME-BY-GAME COMPARISON

Opponent	Score	Total	First Downs			Rushing		Passing		Total Offense	Return	Turn- Overs
			Rush	Pass	Pen	Number-Yards	Comp-Att-Int	Yards	Plays-Yards	Yards		
@ UCLA	26-17	18/15	11/4	7/10	0/1	51-194/31-144	14-26-0/23-37-1	110/162	77-304/68-306	47/39	1/1	
@ Miami [OH]	21-0	13/11	9/1	3/9	1/1	51-188/19-59	6-11-0/22-41-1	45/139	62-233/60-198	53/62	0/1	
ALABAMA A&M	63-7	38/8	26/1	12/5	0/2	55-409/25-48	21-26-1/12-28-0	332/134	81-741/53-182	57/55	1/1	
OHIO	34-30	24/25	10/10	12/7	2/8	34-150/45-234	19-31-1/12-27-1	274/178	65-424/72-412	113/127	1/2	
@ UConn *												
TULANE *												
@ Temple *												
@ SMU *												
NAVY *												
USF *												
@ UCF *												
ECU *												
TOTALS	144-54	93/59	56/16	34/31	3/12	191-941/120-485	60-94-2/69-133-3	761/613	285-1702/253-1098	270/283	3/5	

Opponent	3rd Down		4th Down		Time of Possession	TOP Margin	Avg Yds/Rush	Avg Yds/Pass	Avg Yds/Play	Punting Number-Avg	Penalties Number-Yards
	Conversions	Conversions	Conversions	Conversions	Conversions	Conversions	Conversions	Conversions	Conversions	Conversions	
@ UCLA	5-18/6-15	3-4/0-2	34:21/25:39	8:42	3.8/4.6	4.2/4.4	3.9/4.5	8-43.4/6-43.2	7-45/6-26		
@ Miami [OH]	6-15/6-17	0-0/0-1	32:51/27:09	5:42	3.7/3.1	4.1/3.4	3.8/3.3	8-46.0/10-38.6	8-86/4-45		
ALABAMA A&M	7-9/2-14	0-0/1-2	35:03/24:57	10:06	7.4/1.9	12.8/4.8	9.1/3.4	2-47.5/10-40.8	7-75/7-40		
OHIO	7-12/6-16	0-0/1-1	24:38/35:22	-10:44	4.4/5.2	8.8/6.6	6.5/5.7	5-40.6/4-47.5	14-150/8-85		
@ UConn *											
TULANE *											
@ Temple *											
@ SMU *											
NAVY *											
USF *											
@ UCF *											
ECU *											
TOTALS	25-54/20-62	3-4/2-6	126:53/113:07	13:46	4.9/4.0	8.1/4.6	6.0/4.3	23-44.0/30-41.4	356/196		

Note: Game totals are displayed in the format TEAM/OPPONENT for each category; *-American Athletic Conference game

TIME OF POSSESSION

Date	Opponent	Score	Overall	1st Qtr	2nd Qtr	3rd Qtr	4th Qtr	
09/01	@ UCLA	W 26-17	34:21	6:34	9:57	8:50	9:00	
09/08	@ Miami [OH]	W 21-0	32:51	7:30	6:53	8:04	10:24	
09/15	ALABAMA A&M	W 63-7	35:03	7:02	10:24	9:26	8:11	
09/22	OHIO	W 34-30	24:38	4:03	5:13	7:10	8:12	
09/29	@ UConn *							
10/06	TULANE *							
10/20	@ Temple *							
10/27	@ SMU *							
11/03	NAVY *							
11/10	USF *							
11/17	@ UCF *							
11/23	ECU *							
CINCINNATI			Total	126:53	25:09	32:27	33:30	35:47
			Avg.	31:43	6:17	8:06	8:22	8:56
OPPONENTS			Total	113:07	34:51	27:33	26:30	24:13
			Avg.	28:16	8:42	6:53	6:37	6:03

2018 STATISTICS

OVERALL: 4-0

AMERICAN: 0-0

HOME: 2-0

AWAY: 2-0

NEUTRAL: 0-0

GAME-BY-GAME STATISTICS

Date	Opponent	RUSHING				RECEIVING				PASSING				KICK RET				PUNT RET			TOT	
		No.	Yds	TD	Lg	No.	Yds	TD	Lg	Cmp-Att-Int	Yds	TD	Lg	No	Yds	TD	Lg	No	Yds	TD	Lg	OFF
09/01	@ UCLA	51	194	3	32	14	110	0	18	14-26-0	110	0	18	1	35	0	35	1	12	0	12	304
09/08	@ MIAMI (OH)	51	188	2	39	6	45	1	14	6-11-0	45	1	14	1	33	0	33	4	-3	0	1	233
09/15	ALABAMA A&M	55	409	6	32	21	332	3	61	21-26-1	332	3	61	2	24	0	15	3	6	0	6	741
09/22	OHIO	34	150	3	24	19	274	2	77	19-31-1	274	2	77	5	106	0	29	1	6	0	6	424
09/29	@ UCONN *																					
10/06	TULANE *																					
10/20	@ TEMPLE *																					
10/27	@ SMU *																					
11/03	NAVY *																					
11/10	USF *																					
11/17	@ UCF *																					
11/23	ECU *																					
	TOTALS	191	941	14	39	60	761	6	77	60-94-2	761	6	77	9	198	0	35	9	21	0	12	1702
	OPPONENT	120	485	4	74	69	613	2	41	69-133-3	613	2	41	11	229	0	28	8	36	0	11	1098

Date	Opponent	TACKLES			SACKS		FUMBLE		PASS		BLKD		KICKS		XPTS		
		Solo	Ast	Total	TFL-Yds	No-Yds	FF	FR-Yds	Int-Yds	QBH	Brk	Kick	Att-Mad	Run	Rcv	Saf	Pts
09/01	@ UCLA	51	2	53	8.0-33	5.0-25	1	0-0	1-0	2	2	0	3-3	0	0	1	26
09/08	@ MIAMI (OH)	32	22	54	5.0-12	0.0-0	1	0-0	1-23	4	5	0	3-3	0	0	0	21
09/15	ALABAMA A&M	22	28	50	4.0-25	2.0-20	1	1-27	0-0	2	3	0	9-9	0	0	0	63
09/22	OHIO	35	44	79	5.0-16	1.0-8	0	1-0	1-1	1	8	0	4-4	0	0	0	34
09/29	@ UCONN *																
10/06	TULANE *																
10/20	@ TEMPLE *																
10/27	@ SMU *																
11/03	NAVY *																
11/10	USF *																
11/17	@ UCF *																
11/23	ECU *																
	TOTALS	140	96	236	22.0-86	8.0-53	3	2-27	3-24	9	18	0	19-19	0	0	1	144
	OPPONENT	161	160	321	19.0-62	6.0-37	3	1-0	2-18	5	10	1	6-6	0	0	0	54

Date	Opponent	PUNTING				FIELD GOALS				KICKOFFS								
		No	Yds	Avg	Long	Blkd	TB	FC	50+	I20	Att-Made	Lg	Blkd	No	Yds	Avg	TB	OB
09/01	@ UCLA	8	347	43.4	52	0	0	4	1	5	1-1	24	0	5	323	64.6	4	0
09/08	@ Miami (OH)	8	368	46.0	63	0	0	2	2	3	0-0	0	0	4	256	64.0	1	0
09/15	ALABAMA A&M	2	95	47.5	57	0	1	0	1	1	0-0	0	0	10	619	61.9	7	0
09/22	OHIO	5	203	40.6	49	0	0	3	0	2	1-0	0	1	6	350	58.3	1	0
09/29	@ UConn *																	
10/06	TULANE *																	
10/20	@ Temple *																	
10/27	@ SMU *																	
11/03	NAVY *																	
11/10	USF *																	
11/17	@ UCF *																	
11/23	ECU *																	
	TOTALS	23	1013	44.0	63	0	1	9	4	11	2-1	24	1	25	1548	61.9	13	0
	OPPONENT	30	1243	41.4	57	0	3	8	6	6	4-4	47	0	15	870	58.0	4	0

2018 STATISTICS

OVERALL: **4-0**

AMERICAN: **0-0**

HOME: **2-0**

AWAY: **2-0**

NEUTRAL: **0-0**

OPPONENT GAME-BY-GAME STATISTICS

Date	Opponent	RUSHING				RECEIVING				PASSING				KICK RET				PUNT RET			TOT	
		No.	Yds	TD	Lg	No.	Yds	TD	Lg	Cmp-Att-Int	Yds	TD	Lg	No	Yds	TD	Lg	No	Yds	TD	Lg	OFF
09/01	@ UCLA	31	144	2	74	23	162	0	16	23-37-1	162	0	16	1	21	0	21	4	18	0	9	306
09/08	@ MIAMI (OH)	19	59	0	9	22	139	0	24	22-41-1	139	0	24	3	55	0	23	3	7	0	7	198
09/15	ALABAMA A&M	25	48	0	10	12	134	1	33	12-28-0	134	1	33	2	37	0	28	0	0	0	0	182
09/22	OHIO	45	234	2	37	12	178	1	41	12-27-1	178	1	41	5	116	0	28	1	11	0	11	412
09/29	@ UCONN *																					
10/06	TULANE *																					
10/20	@ TEMPLE *																					
10/27	@ SMU *																					
11/03	NAVY *																					
11/10	USF *																					
11/17	@ UCF *																					
11/23	ECU *																					
OPPONENT TOTALS		120	485	4	74	69	613	2	41	69-133-3	613	2	41	11	229	0	28	8	36	0	11	1098
CINCINNATI		191	941	14	39	60	761	6	77	60-94-2	761	6	77	9	198	0	35	9	21	0	12	1702

Date	Opponent	TACKLES			TFL-Yds	SACKS		FUMBLE		PASS		Brk	BLKD	KICKS		XPTS		Pts
		Solo	Ast	Total		No-Yds	FF	FR-Yds	Int-Yds	QBH	Kick			Att-Mad	Run	Rcv	Saf	
09/01	@ UCLA	49	30	79	7.0-25	4.0-19	1	1-0	0-0	3	5	0	2-2	0	0	0	0	17
09/08	@ MIAMI (OH)	31	44	75	4.0-6	0.0-0	0	0-0	0-0	0	1	0	0-0	0	0	0	0	0
09/15	ALABAMA A&M	45	56	101	5.0-24	2.0-18	2	0-0	1-18	1	0	0	1-1	0	0	0	0	7
09/22	OHIO	36	30	66	3.0-7	0.0-0	0	0-0	1-0	1	4	1	3-3	0	0	0	0	30
09/29	@ UCONN *																	
10/06	TULANE *																	
10/20	@ TEMPLE *																	
10/27	@ SMU *																	
11/03	NAVY *																	
11/10	USF *																	
11/17	@ UCF *																	
11/23	ECU *																	
OPPONENT TOTALS		161	160	321	19.0-62	6.0-37	3	1-0	2-18	5	10	1	6-6	0	0	0	0	54
CINCINNATI		140	96	236	22.0-86	8.0-53	3	2-27	3-24	9	18	0	19-19	0	0	1	144	

Date	Opponent	PUNTING				FIELD GOALS					KICKOFFS							
		No	Yds	Avg	Long	Blkd	TB	FC	50+	I20	Att-Made	Lg	Blkd	No	Yds	Avg	TB	OB
09/01	@ UCLA	6	259	43.2	57	0	1	2	1	1	1-1	47	0	5	324	64.8	4	0
09/08	@ Miami (OH)	10	386	38.6	56	0	1	1	2	4	0-0	0	0	1	65	65.0	0	0
09/15	ALABAMA A&M	10	408	40.8	50	0	0	3	2	0	0-0	0	0	2	98	49.0	0	0
09/22	OHIO	4	190	47.5	55	0	1	2	1	1	3-3	47	0	7	383	54.7	0	0
09/29	@ UConn *																	
10/06	TULANE *																	
10/20	@ Temple *																	
10/27	@ SMU *																	
11/03	NAVY *																	
11/10	USF *																	
11/17	@ UCF *																	
11/23	ECU *																	
Totals		30	1243	41.4	57	0	3	8	6	6	4-4	47	0	15	870	58.0	4	0
Opponent		23	1013	44.0	63	0	1	9	4	11	2-1	24	1	25	1548	61.9	13	0

2018 STATISTICS

OVERALL: 4-0

AMERICAN: 0-0

HOME: 2-0

AWAY: 2-0

NEUTRAL: 0-0

PASSING

#9 RIDDER, Desmond	Att	Comp	Int	Pct	Yards	TD	Long	Sack	Yds	Effc
@ UCLA	24	13	0	54.2	100	0	18	2	8	89.2
Miami	11	6	0	54.5	45	1	14	0	0	118.9
Alabama AGM	10	9	0	90.0	199	3	61	1	10	356.2
Ohio	29	19	1	65.5	274	2	77	0	0	160.7
TOTALS	74	47	1	63.5	618	6	77	3	18	157.7
#8 MOORE, Hayden	Att	Comp	Int	Pct	Yards	TD	Long	Sack	Yds	Effc
@ UCLA	2	1	0	50.0	10	0	10	2	11	92.0
Alabama AGM	7	6	0	85.7	58	0	33	0	0	155.3
TOTALS	9	7	0	77.8	68	0	33	2	11	141.2
#6 BRYANT, Ben	Att	Comp	Int	Pct	Yards	TD	Long	Sack	Yds	Effc
Alabama AGM	8	6	1	75.0	75	0	18	1	8	128.8
TOTALS	8	6	1	75.0	75	0	18	1	8	128.8
#10 SOPKO, Jake	Att	Comp	Int	Pct	Yards	TD	Long	Sack	Yds	Effc
Alabama AGM	1	0	0	0.0	0	0	0	0	0	0.0
TOTALS	1	0	0	0.0	0	0	0	0	0	0.0

RUSHING

PLAYER	No-Yds/TD	UCLA	MIA	A&M	OHIO	UCONN	TLN	TEM	SMU	NAVY	USF	UCF	ECU
WARREN, Michael RB	93-435/8	35-142/3	29-91/2	6-78/1	23-124/2								
RIDDER, Desmond QB	44-203/2	14-63/0	18-100/0	2-12/1	10-28/1								
THOMAS, Tavion RB	19-144/2	DNP	1-3/0	18-141/2	DNP								
MCCLELLAND, C. RB	16-121/1	-	-	16-121/1	-								
KOPAYGORODSKY RB	5-26/0	DNP	DNP	5-26/0	DNP								
SOPKO, Jake QB	3-15/0	DNP	DNP	3-15/0	DNP								
MOORE, Hayden QB	4-11/0	2--11/0	-	2-22/0	DNP								
BRYANT, Ben QB	2--4/0	DNP	DNP	2--4/0	DNP								

RECEIVING

PLAYER	No-Yds/TD	UCLA	MIA	A&M	OHIO	UCONN	TLN	TEM	SMU	NAVY	USF	UCF	ECU
LEWIS, Kahlil WR	13-163/1	3-7/0	1-13/0	4-92/1	5-51/0								
MEDARIS, Rashad WR	6-140/1	-	1--2/0	2-38/0	3-104/1								
DEGUARA, Josiah TE	13-135/2	2-10/0	4-34/1	1-22/1	6-69/0								
JACKSON, J. WR	10-133/1	2-28/0	-	6-80/0	2-25/1								
GEDDIS, Thomas WR	4-63/1	1-10/0	-	1-29/1	2-24/0								
WARREN, Michael RB	4-47/0	3-29/0	-	1-18/0	-								
HAWES, Javan WR	2-29/0	-	-	2-29/0	-								
HUBER, Wilson TE	2-17/0	1-16/0	-	-	1-1/0								
LABELLE, Bruno TE	3-13/0	2-10/0	-	1-3/0	-								
CLOUD, Trent WR	1-8/0	-	-	1-8/0	-								
TAYLOR, Leonard TE	1-7/0	DNP	DNP	1-7/0	-								
MCCLELLAND, C. RB	1-6/0	-	-	1-6/0	-								

2018 STATISTICS

OVERALL: 4-0

AMERICAN: 0-0

HOME: 2-0

AWAY: 2-0

NEUTRAL: 0-0

ALL-PURPOSE YARDS

NAME	TOTAL	UCLA	MIA	A&M	OHIO	UCONN	TLN	TEM	SMU	NAVY	USF	UCF	ECU
WARREN, Michael	482	171	91	96	124								
RIDDER, Desmond	203	63	100	12	28								
LEWIS, Kahlil	163	7	13	92	51								
THOMAS, Tavion	144	DNP	3	141	DNP								
MCCLELLAND, C.	142	-	-	142	-								
MEDARIS, Rashad	140	-	-2	38	104								
DEGUARA, Josiah	135	10	34	22	69								
JACKSON, J.	133	28	-	80	25								
WIGGINS, James	130	35	33	-	62								
KNIGHT, Aulden	66	12	-3	6	51								
GEDDIS, Thomas	63	10	-	29	24								
HAWES, Javan	29	-	-	29	-								
KOPAYGORODSKY	26	DNP	DNP	26	DNP								
FORREST, D.	23	-	23	-	-								
HUBER, Wilson	17	16	-	-	1								
TAYLOR, Leonard	16	DNP	DNP	16	-								
SOPKO, Jake	15	DNP	DNP	15	DNP								
LABELLE, Bruno	13	10	-	3	-								
MOORE, Hayden	11	-11	-	22	DNP								
CLOUD, Trent	8	-	-	8	-								
BRYANT, Ben	-4	DNP	DNP	-4	DNP								

INT RETURNS

NAME	TOTAL	UCLA	MIA	A&M	OHIO	UCONN	TLN	TEM	SMU	NAVY	USF	UCF	ECU
WIGGINS, James	2-1	1-0	-	-	1-1								
FORREST, D.	1-23	-	1-23	-	-								

KICK RETURNS

NAME	TOTAL	UCLA	MIA	A&M	OHIO	UCONN	TLN	TEM	SMU	NAVY	USF	UCF	ECU
WIGGINS, James	5-129	1-35	1-33	-	3-61								
KNIGHT, Aulden	2-45	-	-	-	2-45								
MCCLELLAND, C.	1-15	-	-	1-15	-								
TAYLOR, Leonard	1-9	DNP	DNP	1-9	-								

PUNT RETURNS

NAME	TOTAL	UCLA	MIA	A&M	OHIO	UCONN	TLN	TEM	SMU	NAVY	USF	UCF	ECU
KNIGHT, Aulden	9-21	1-12	4--3	3-6	1-6								

FUMBLE RETURNS

NAME	TOTAL	UCLA	MIA	A&M	OHIO	UCONN	TLN	TEM	SMU	NAVY	USF	UCF	ECU
YOUNG, Perry	1-27	-	-	1-27	DNP								

2018 STATISTICS

OVERALL: 4-0

AMERICAN: 0-0

HOME: 2-0

AWAY: 2-0

NEUTRAL: 0-0

FUMBLES FORCED

NAME	TOTAL	UCLA	MIA	A&M	OHIO	UCONN	TLN	TEM	SMU	NAVY	USF	UCF	ECU
PONDER, Elijah	1	DNP	DNP	1	-								
WRIGHT, Bryan	1	1	-	-	-								
BROUGHTON, C.	1	-	1	-	-								

FUMBLES RECOVERED

NAME	TOTAL	UCLA	MIA	A&M	OHIO	UCONN	TLN	TEM	SMU	NAVY	USF	UCF	ECU
FORREST, D.	1	-	-	-	1								
YOUNG, Perry	1	-	-	1	DNP								

TOTAL TACKLES

NAME	UA-A	TOT	UCLA	MIA	A&M	OHIO	UCONN	TLN	TEM	SMU	NAVY	USF	UCF	ECU
COPELAND, M. DT	12-9	21	7-0	2-4	0-1	3-4								
WRIGHT, Bryan LB	8-11	19	4-0	2-0	1-3	1-8								
BROUGHTON, C. DT	13-5	18	4-1	4-1	1-1	4-2								
WIGGINS, James S	11-6	17	6-0	2-2	2-2	1-2								
WHITE, Jarell LB	11-5	16	2-0	2-2	1-0	6-3								
CLEMENTS, Malik LB	10-5	15	4-0	2-0	0-1	4-4								
FORREST, D. S	10-4	14	3-0	2-1	1-0	4-3								
FITZ, Kimoni DE	4-9	13	1-0	1-1	0-2	2-6								
GILBERT, Tyrell CB	11-2	13	4-0	2-0	3-2	2-0								
YOUNG, Perry LB	7-5	12	4-0	3-3	0-2	DNP								
BRYANT, Coby CB	10-0	10	5-0	3-0	-	2-0								
TUCKY, Ethan DE	4-4	8	2-1	2-0	0-1	0-2								
BROOKS, Curtis DT	0-6	6	-	0-2	0-2	0-2								
BROWN, Marcus DT	1-5	6	-	0-2	1-3	-								
DUBLANKO, Joel LB	2-4	6	-	1-0	1-2	0-2								
JEFFERIES, Cam CB	6-0	6	3-0	2-0	-	1-0								
PITTS, Michael DE	1-4	5	-	0-2	1-1	0-1								
SPONSELLER, Ty LB	2-2	4	1-0	1-1	-	0-1								
PONDER, Elijah DT	2-2	4	DNP	DNP	1-1	1-1								
VANN, Malik DE	0-3	3	-	-	0-2	0-1								
HICKS, Ja'von S	2-1	3	-	0-1	1-0	1-0								
BACEVICH, Blake DT	1-1	2	DNP	DNP	1-1	DNP								
SMITH, Marquis S	2-0	2	-	DNP	1-0	1-0								
JONES, Ryan	2-0	2	-	-	1-0	1-0								
HAMLIN, Noah CB	1-0	1	-	-	1-0	-								
MURPHY, Chris S	1-0	1	-	DNP	1-0	-								
SMITH, James P	1-0	1	-	1-0	-	-								
HUBER, Wilson	0-1	1	-	-	-	0-1								
LEWIS, Kahlil	1-0	1	-	-	-	1-0								
PIERCE, Alec	1-0	1	1-0	-	-	-								
CLOUD, Trent	1-0	1	-	-	1-0	-								
DEGUARA, Josiah	0-1	1	-	-	-	0-1								
SANDERS, Myjai DE	1-0	1	-	-	1-0	-								
TAYLOR, Jabari DT	1-0	1	DNP	-	1-0	DNP								
BOLDEN, Kyle LB	0-1	1	DNP	DNP	0-1	DNP								

2018 STATISTICS

OVERALL: 4-0

AMERICAN: 0-0

HOME: 2-0

AWAY: 2-0

NEUTRAL: 0-0

TFLs

NAME	UA-A	TOT	UCLA	MIA	A&M	OHIO	UCONN	TLN	TEM	SMU	NAVY	USF	UCF	ECU
BROUGHTON, C. DT	8-1	8.5	3.5-12	2.0-3	1.0-1	2.0-11								
WRIGHT, Bryan LB	3-1	3.5	3.0-18	-	-	0.5-1								
WIGGINS, James S	2-0	2.0	-	1.0-4	1.0-4	-								
COPELAND, M. DT	1-1	1.5	-	0.5-2	-	1.0-1								
WHITE, Jarell LB	1-1	1.5	-	0.5-2	-	1.0-3								
YOUNG, Perry LB	1-0	1.0	-	1.0-1	-	DNP								
CLEMENTS, Malik LB	1-0	1.0	1.0-1	-	-	-								
PONDER, Elijah DT	1-0	1.0	DNP	DNP	1.0-6	-								
PITTS, Michael DE	1-0	1.0	-	-	1.0-14	-								
TUCKY, Ethan DE	0-1	0.5	0.5-2	-	-	-								
FITZ, Kimoni DE	0-1	0.5	-	-	-	0.5-0								

SACKS

NAME	UA-A	TOT	UCLA	MIA	A&M	OHIO	UCONN	TLN	TEM	SMU	NAVY	USF	UCF	ECU
BROUGHTON, C. DT	3-1	3.5	2.5-9	-	-	1.0-8								
WRIGHT, Bryan LB	2-0	2.0	2.0-14	-	-	-								
PONDER, Elijah DT	1-0	1.0	DNP	DNP	1.0-6	-								
PITTS, Michael DE	1-0	1.0	-	-	1.0-14	-								
TUCKY, Ethan DE	0-1	0.5	0.5-2	-	-	-								

SEASON / CAREER STATISTICS

SEASON STATISTICS

CAREER STATISTICS

RUSHING	SEASON STATISTICS								CAREER STATISTICS									
	GP	Att	Gain	Loss	Net	Avg	TD	Long	Avg/G	GP	Att	Gain	Loss	Net	Avg	TD	Long	Avg/G
WARREN, Michael	4	93	439	4	435	4.7	8	32	108.8	4	93	439	4	435	4.7	8	32	108.8
RIDDER, Desmond	4	44	249	46	203	4.6	2	39	50.8	4	44	249	46	203	4.6	2	39	50.8
THOMAS, Tavion	2	19	144	0	144	7.6	2	21	72.0	2	19	144	0	144	7.6	2	21	72.0
MCCLELLAND, Charles	4	16	121	0	121	7.6	1	22	30.2	4	16	121	0	121	7.6	1	22	30.2
KOPAYGORODSKY, Mike	1	5	27	1	26	5.2	0	14	26.0	1	5	27	1	26	5.2	0	14	26.0
SOPKO, Jake	1	3	17	2	15	5.0	0	12	15.0	1	3	17	2	15	5.0	0	12	15.0
MOORE, Hayden	3	4	22	11	11	2.8	0	13	3.7	31	205	831	441	390	1.9	8	46	12.6
HUBER, Wilson	4	0	0	0	0	0.0	1	0	0.0	4	0	0	0	0	0.0	1	0	0.0
BRYANT, Ben	1	2	4	8	-4	-2.0	0	4	-4.0	1	2	4	8	-4	-2.0	0	4	-4.0
DOAKS, Gerrid	0	0	0	0	0	0.0	0	0	0.0	9	87	520	7	513	5.9	2	57	57.0
LEWIS, Kahlil	0	0	0	0	0	0.0	0	0	0.0	35	11	145	5	140	12.7	0	79	4.0
BOOSE, Taylor	0	0	0	0	0	0.0	0	0	0.0	11	6	22	3	19	3.2	0	6	1.7
SMITH, James	0	0	0	0	0	0.0	0	0	0.0	12	0	5	0	5	0.0	0	0	0.4
Total.....	4	191	1023	82	941	4.9	14	39	235.2									
Opponents.....	4	120	557	72	485	4.0	4	74	121.2									

PASSING	SEASON STATISTICS								CAREER STATISTICS							
	GP	Effic	Cmp-Att-Int	Pct	Yds	TD	Lng	Avg/G	GP	Effic	Att-Cmp-Int	Pct	Yds	TD	Lng	Avg/G
RIDDER, Desmond	4	157.72	47-74-1	63.5	618	6	77	154.5	4	157.72	74-47-1	63.5	618	6	77	154.5
MOORE, Hayden	3	141.24	7-9-0	77.8	68	0	33	22.7	31	123.77	912-525-27	57.6	6259	40	82	201.9
BRYANT, Ben	1	128.75	6-8-1	75.0	75	0	18	75.0	1	128.75	8-6-1	75.0	75	0	18	75.0
SOPKO, Jake	1	0.00	0-1-0	0.0	0	0	0	0.0	1	0.00	1-0-0	0.0	0	0	0	0.0
Total.....	4	148.64	60-94-2	63.8	761	6	77	190.2								
Opponents.....	4	91.05	69-133-3	51.9	613	2	41	153.2								

RECEIVING	SEASON STATISTICS								CAREER STATISTICS							
	GP	No.	Yds	Avg	TD	Long	Avg/G	GP	No.	Yds	Avg	TD	Long	Avg/G		
LEWIS, Kahlil	4	13	163	12.5	1	61	40.8	39	125	1497	12.0	13	75	38.4		
DEGUARA, Josiah	4	13	135	10.4	2	22	33.8	23	28	280	10.0	2	28	12.2		
JACKSON, Jayshon	4	10	133	13.3	1	33	33.2	4	10	133	13.3	1	33	33.2		
MEDARIS, Rashad	4	6	140	23.3	1	77	35.0	9	12	201	16.8	1	77	22.3		
GEDDIS, Thomas	4	4	63	15.8	1	29	15.8	24	40	590	14.8	5	48	24.6		
WARREN, Michael	4	4	47	11.8	0	18	11.8	4	4	47	11.8	0	18	11.8		
LABELLE, Bruno	4	3	13	4.3	0	5	3.2	16	4	28	7.0	0	15	1.8		
HAWES, Javan	4	2	29	14.5	0	18	7.2	12	10	86	8.6	1	18	7.2		
HUBER, Wilson	4	2	17	8.5	0	16	4.2	4	2	17	8.5	0	16	4.2		
CLOUD, Trent	4	1	8	8.0	0	8	2.0	4	1	8	8.0	0	8	2.0		
TAYLOR, Leonard	2	1	7	7.0	0	7	3.5	2	1	7	7.0	0	7	3.5		
MCCLELLAND, Charles	4	1	6	6.0	0	6	1.5	4	1	6	6.0	0	6	1.5		
DOAKS, Gerrid	0	0	0	0.0	0	0	0.0	9	14	135	9.6	1	29	15.0		
ROLLINS, Jerron	0	0	0	0.0	0	0	0.0	23	20	200	10.0	2	70	8.7		
HAWES, Javan	0	0	0	0.0	0	0	0.0	8	8	57	7.1	1	18	7.1		
BOOSE, Taylor	0	0	0	0.0	0	0	0.0	11	3	13	4.3	0	9	1.2		
MOORE, Hayden	0	0	0	0.0	0	0	0.0	28	2	33	16.5	1	29	1.2		
Total.....	4	60	761	12.7	6	77	190.2									
Opponents.....	4	69	613	8.9	2	41	153.2									

SEASON / CAREER STATISTICS

SEASON STATISTICS

CAREER STATISTICS

TOTAL OFFENSE	SEASON STATISTICS							CAREER STATISTICS						
	G	Plays	Rush	Pass	Total	Avg/G	G	Plays	Rush	Pass	Total	Avg/G		
RIDDER, Desmond	4	118	203	618	821	205.2	4	118	203	618	821	205.2		
WARREN, Michael	4	93	435	0	435	108.8	4	93	435	0	435	108.8		
THOMAS, Tavion	2	19	144	0	144	72.0	2	19	144	0	144	72.0		
MCCLELLAND, Charles	4	16	121	0	121	30.2	4	16	121	0	121	30.2		
MOORE, Hayden	3	13	11	68	79	26.3	31	1117	390	6259	6649	214.5		
BRYANT, Ben	1	10	-4	75	71	71.0	1	10	-4	75	71	71.0		
KOPAYGORODSKY, Mike	1	5	26	0	26	26.0	1	5	26	0	26	26.0		
SOPKO, Jake	1	4	15	0	15	15.0	1	4	15	0	15	15.0		
DOAKS, Gerrid	0	0	0	0	0	0.0	9	87	513	0	513	57.0		
LEWIS, Kahlil	0	0	0	0	0	0.0	35	11	140	0	140	4.0		
BOOSE, Taylor	0	0	0	0	0	0.0	11	6	19	0	19	1.7		
SMITH, James	0	0	0	0	0	0.0	12	0	5	0	5	0.4		
Total.....	4	285	941	761	1702	425.5								
Opponents.....	4	253	485	613	1098	274.5								

SCORING	----- PATs -----									----- PATs -----								
	TD	FGs	Kick	Rush	Rcv	Pass	DXP	Saf	Points	TD	FGs	Kick	Rush	Rcv	Pass	DXP	Saf	Points
WARREN, Michael	8	0-0	0-0	0-0	0	0-0	0	0	48	8	0-0	0-0	0-0	0	0-0	0	0	48
SMITH, Cole	0	1-2	19-19	0-0	0	0-0	0	0	22	0	1-2	19-19	0-0	0	0-0	0	0	22
RIDDER, Desmond	2	0-0	0-0	0-1	0	0-0	0	0	12	2	0-0	0-0	0-1	0	0-0	0	0	12
THOMAS, Tavion	2	0-0	0-0	0-0	0	0-0	0	0	12	2	0-0	0-0	0-0	0	0-0	0	0	12
DEGUARA, Josiah	2	0-0	0-0	0-0	0	0-0	0	0	12	2	0-0	0-0	0-0	0	0-0	0	0	12
LEWIS, Kahlil	1	0-0	0-0	0-0	0	0-0	0	0	6	13	0-0	0-0	0-0	1	0-0	0	0	80
JACKSON, Jayshon	1	0-0	0-0	0-0	0	0-0	0	0	6	1	0-0	0-0	0-0	0	0-0	0	0	6
MEDARIS, Rashad	1	0-0	0-0	0-0	0	0-0	0	0	6	1	0-0	0-0	0-0	0	0-0	0	0	6
GEDDIS, Thomas	1	0-0	0-0	0-0	0	0-0	0	0	6	5	0-0	0-0	0-0	0	0-0	0	0	30
HUBER, Wilson	1	0-0	0-0	0-0	0	0-0	0	0	6	1	0-0	0-0	0-0	0	0-0	0	0	6
MCCLELLAND, Charles	1	0-0	0-0	0-0	0	0-0	0	0	6	1	0-0	0-0	0-0	0	0-0	0	0	6
TEAM	0	0-0	0-0	0-0	0	0-0	0	1	2									
JONES, Ryan	0	0-0	0-0	0-0	0	0-0	0	0	0	0	6-10	13-15	0-0	0	0-0	0	0	31
MOORE, Hayden	0	0-0	0-0	0-0	0	0-0	0	0	0	9	0-0	0-0	1-1	0	5-8	0	0	56
DOAKS, Gerrid	0	0-0	0-0	0-0	0	0-0	0	0	0	3	0-0	0-0	0-0	0	0-0	0	0	18
CLEMENTS, Malik	0	0-0	0-0	0-0	0	0-0	0	0	0	1	0-0	0-0	0-0	0	0-0	0	0	6
ROLLINS, Jerron	0	0-0	0-0	0-0	0	0-0	0	0	0	2	0-0	0-0	0-0	0	0-0	0	0	12
HAWES, Javan	0	0-0	0-0	0-0	0	0-0	0	0	0	1	0-0	0-0	0-0	0	0-0	0	0	6
Total.....	20	1-2	19-19	0-1	0	0-0	0	1	144									
Opponents.....	6	4-4	6-6	0-0	0	0-0	0	0	54									

PUNT RETURNS	No. Yds Avg TD Long					No. Yds Avg TD Long				
	KNIGHT, Aulden	9	21	2.3	0	12	9	21	2.3	0
Total.....	9	21	2.3	0	12					
Opponents.....	8	36	4.5	0	11					

KICK RETURNS	No. Yds Avg TD Long					No. Yds Avg TD Long				
	WIGGINS, James	5	129	25.8	0	35	5	129	25.8	0
KNIGHT, Aulden	2	45	22.5	0	26	2	45	22.5	0	26
TAYLOR, Leonard	1	9	9.0	0	9	1	9	9.0	0	9
MCCLELLAND, Charles	1	15	15.0	0	15	1	15	15.0	0	15
WARREN, Michael	0	0	0.0	0	0	19	439	23.1	0	41
GEDDIS, Thomas	0	0	0.0	0	0	7	125	17.9	0	27
HAWES, Javan	0	0	0.0	0	0	5	89	17.8	0	22
BOOSE, Taylor	0	0	0.0	0	0	3	59	19.7	0	24
Total.....	9	198	22.0	0	35					
Opponents.....	11	229	20.8	0	28					

SEASON / CAREER STATISTICS

SEASON STATISTICS

CAREER STATISTICS

INTERCEPTIONS

	No.	Yds	Avg	TD	Long		No.	Yds	Avg	TD	Long
WIGGINS, James	2	1	0.5	0	1	2	1	0.5	0	1
FORREST, Darrick	1	23	23.0	0	23	1	23	23.0	0	23
CLEMENTS, Malik	1	14	14.0	1	14	1	14	14.0	1	14
WRIGHT, Bryan	1	2	2.0	0	2	1	2	2.0	0	2
BROUGHTON, Cortez	0	0	0.0	0	0	1	-2	-2.0	0	0
Total.....	3	24	8.0	0	23						
Opponents.....	2	18	9.0	0	18						

FUMBLE RETURNS

	No.	Yds	Avg	TD	Long		No.	Yds	Avg	TD	Long
YOUNG, Perry	1	27	27.0	0	27	1	27	27.0	0	27
Total.....	1	27	27.0	0	27						
Opponents.....	0	0	0.0	0	0						

ALL PURPOSE

	G	Rush	Rec	PR	KOR	IR	Tot	Avg/G		G	Rush	Rec	PR	KOR	IR	Tot	Avg/G
WARREN, Michael	4	435	47	0	0	0	482	120.5	4	435	47	0	0	0	482	120.5
RIDDER, Desmond	4	203	0	0	0	0	203	50.8	4	203	0	0	0	0	203	50.8
LEWIS, Kahlil	4	0	163	0	0	0	163	40.8	39	140	1497	0	297	0	1934	49.6
THOMAS, Tavion	2	144	0	0	0	0	144	72.0	2	144	0	0	0	0	144	72.0
MCCLELLAND, Charles	4	121	6	0	15	0	142	35.5	4	121	6	0	15	0	142	35.5
MEDARIS, Rashad	4	0	140	0	0	0	140	35.0	9	0	201	0	0	0	201	22.3
DEGUARA, Josiah	4	0	135	0	0	0	135	33.8	23	-2	280	0	0	0	278	12.1
JACKSON, Jayshon	4	0	133	0	0	0	133	33.2	4	0	133	0	0	0	133	33.2
WIGGINS, James	4	0	0	0	129	1	130	32.5	14	0	0	0	129	1	130	9.3
KNIGHT, Aulden	4	0	0	21	45	0	66	16.5	4	0	0	21	45	0	66	16.5
GEDDIS, Thomas	4	0	63	0	0	0	63	15.8	24	0	590	0	125	0	715	29.8
HAWES, Javan	4	0	29	0	0	0	29	7.2	12	0	86	0	89	0	175	14.6
KOPAYGORODSKY, Mike	1	26	0	0	0	0	26	26.0	1	26	0	0	0	0	26	26.0
FORREST, Darrick	4	0	0	0	0	23	23	5.8	16	0	0	0	0	23	23	1.4
HUBER, Wilson	4	0	17	0	0	0	17	4.2	4	0	17	0	0	0	17	4.2
TAYLOR, Leonard	2	0	7	0	9	0	16	8.0	2	0	7	0	9	0	16	8.0
SOPKO, Jake	1	15	0	0	0	0	15	15.0	1	15	0	0	0	0	15	15.0
LABELLE, Bruno	4	0	13	0	0	0	13	3.2	16	0	28	0	0	0	28	1.8
MOORE, Hayden	3	11	0	0	0	0	11	3.7	31	390	33	0	0	0	423	13.6
CLOUD, Trent	4	0	8	0	0	0	8	2.0	4	0	8	0	0	0	8	2.0
BRYANT, Ben	1	-4	0	0	0	0	-4	-4.0	1	-4	0	0	0	0	-4	-4.0
TEAM	4	-10	0	0	0	0	-10	-2.5									
Total.....	4	941	761	21	198	24	1945	486.2									
Opponents.....	4	485	613	36	229	18	1381	345.2									

FIELD GOALS

	Att	Good	Long	Blkd		Att	Good	Long	Blkd	Pct.
SMITH, Cole	2	1	24	1	2	1	24	1	50.0
JONES, Ryan	0	0	0	0	10	6	30	0	60.0
Total.....	2	1	24	1						
Opponents.....	4	4	47	0						

PUNTING

	No.	Yds	Avg	Long	TB	FC	I20	Blkd		No.	Yds	Avg	Long	TB	FC	I20	Blkd
SMITH, James	23	1013	44.0	63	1	9	11	0	87	3701	42.5	65	1	42	32	0
Total.....	23	1013	44.0	63	1	9	11	0									
Opponents.....	30	1243	41.4	57	3	8	6	0									

SEASON / CAREER STATISTICS

SEASON STATISTICS

CAREER STATISTICS

KICKOFFS	No.	Yds	Avg	TB	OB	Retn	Net	YdLn	No.	Yds	Avg	TB	OB
JONES, Ryan	25	1548	61.9	13	0				131	7824	59.7	40	7
Total.....	25	1548	61.9	13	0	229	39.8	25					
Opponents.....	15	870	58.0	4	0	198	38.1	26					

DEFENSIVE LEADERS	GP	Solo	Ast	Total	TFL	Sacks	Int	PBU	FR	FF	Blk	GP	Solo	Ast	Total	TFL	Sacks	Int	PBU	FR	FF	Blk
44 COPELAND, Marquise	4	12	9	21	1.5	.	.	1	.	.	.	38	67	91	158	15.0	4.5	.	3	.	2	.
11 WRIGHT, Bryan	4	8	11	19	3.5	2.0	.	.	1	.	.	18	27	35	62	10.0	2.0	1	2	.	1	.
96 BROUGHTON, Cortez	4	13	5	18	8.5	3.5	.	2	1	.	.	42	58	64	122	18.5	7.0	1	7	1	1	1
32 WIGGINS, James	4	11	6	17	2.0	.	2	3	.	.	.	14	12	6	18	2.0	.	2	3	.	.	.
8W WHITE, Jarell	4	11	5	16	1.5	16	28	34	62	4.0	0.5	.	1	.	.	.
4 CLEMENTS, Malik	4	10	5	15	1.0	.	.	1	.	.	.	41	62	72	134	2.5	.	1	2	1	.	.
5 FORREST, Darrick	4	10	4	14	0.0	.	1	1	.	.	.	16	13	6	19	0.0	.	1	1	.	.	.
51 FITZ, Kimoni	4	4	9	13	0.5	.	.	1	.	.	.	39	46	43	89	8.5	1.5	.	1	.	.	.
2 GILBERT, Tyrell	4	11	2	13	0.0	.	.	4	.	.	.	39	88	58	146	4.0	1.0	4	14	3	4	.
6 YOUNG, Perry	3	7	5	12	1.0	.	.	1	.	.	.	27	87	68	155	11.5	.	.	4	2	1	.
7B BRYANT, Coby	4	10	.	10	0.0	.	.	4	.	.	.	16	12	2	14	0.0	.	.	4	.	.	.
1D TUCKY, Ethan	4	4	4	8	0.5	0.5	4	4	4	8	0.5	0.5
14 JEFFERIES, Cam	4	6	.	6	0.0	.	.	2	.	.	.	4	6	.	6	0.0	.	.	2	.	.	.
41 DUBLANKO, Joel	4	2	4	6	0.0	16	3	11	14	1.5
99 BROWN, Marcus	4	1	5	6	0.0	15	4	11	15	1.0	.	.	2	.	.	.
92 BROOKS, Curtis	4	.	6	6	0.0	16	4	18	22	0.0
43 PITTS, Michael	4	1	4	5	1.0	1.0	11	1	7	8	1.0	1.0
93 PONDER, Elijah	2	2	2	4	1.0	1.0	.	.	1	.	.	3	2	2	4	1.0	1.0	.	.	.	1	.
40 SPONSELLER, Ty	4	2	2	4	0.0	15	5	4	9	0.0
3H HICKS, Ja'veon	4	2	1	3	0.0	4	2	1	3	0.0
42 VANN, Malik	4	.	3	3	0.0	4	.	3	3	0.0
97 JONES, Ryan	4	2	.	2	0.0	29	5	.	5	0.0
33 BACEVICH, Blake	1	1	1	2	0.0	1	1	1	2	0.0
31 SMITH, Marquis	3	2	.	2	0.0	15	12	2	14	0.0
13 CLOUD, Trent	4	1	.	1	0.0	4	1	.	1	0.0
2S SANDERS, Myjai	4	1	.	1	0.0	4	1	.	1	0.0
90 TAYLOR, Jabari	2	1	.	1	0.0	2	1	.	1	0.0
12 PIERCE, Alec	4	1	.	1	0.0	4	1	.	1	0.0
24 HAMLIN, Noah	4	1	.	1	0.0	4	1	.	1	0.0
82 HUBER, Wilson	4	.	1	1	0.0	4	.	1	1	0.0
34 BOLDEN, Kyle	1	.	1	1	0.0	1	.	1	1	0.0
30 MURPHY, Chris	3	1	.	1	0.0	28	23	13	36	2.0	.	.	4	1	.	.
83 DEGUARA, Josiah	4	.	1	1	0.0	23	.	1	1	0.0
1 LEWIS, Kahlil	4	1	.	1	0.0	39	1	.	1	0.0
37 SMITH, James	4	1	.	1	0.0	16	1	1	2	0.0
TM TEAM	4	.	.	.	0.0											
Total.....	4	140	96	236	22	8	3	18	2	3	.											
Opponents.....	4	161	160	321	19	6	2	10	1	3	1											

STARTERS

OFFENSE	LT	LG	C	RG	RT	TE/WR	WR/TE	WR	WR	QB	RB
@ UCLA	Boyd	Trout	Campbell	James	Ferguson	Degaura	Medaris	Geddis	Lewis	Moore	Warren
@ Miami (OH)	Boyd	Trout	Campbell	James	Ferguson	Degaura	Labelle	Rollins	Lewis	Ridder	Warren
ALABAMA A&M	Boyd	Trout	Campbell	James	Ferguson	Degaura	Labels	Medaris	Lewis	Ridder	Warren
OHIO	Boyd	Trout	Campbell	James	Ferguson	Degaura	Medaris	Geddis	Lewis	Ridder	Warren
@ UConn											
TULANE											
@ Temple											
@ SMU											
NAVY											
USF											
@ UCF											
ECU											

DEFENSE	JACK	DT	DT	DE	WLB	MLB	SLB	CB	S	S	CB
@ UCLA	Pitts	Broughton	Copeland	Fitz	Young	Wright	Clements	Gilbert	Forrest	Wiggins	C. Bryant
@ Miami (OH)	Pitts	Broughton	Copeland	Fitz	Young	Wright	Clements	Gilbert	Forrest	Wiggins	Jefferies
ALABAMA A&M	Pitts	Broughton	Copeland	Fitz	Young	Wright	Clements	Gilbert	Forrest	Wiggins	C. Bryant
OHIO	Pitts	Broughton	Copeland	Fitz	J. White	Wright	Clements	Gilbert	Forrest	Wiggins	C. Bryant
@ UConn											
TULANE											
@ Temple											
@ SMU											
NAVY											
USF											
@ UCF											
ECU											

START CHART

PLAYER	2018	CAR.	CONS.
Dino Boyd, OL	4	24 *	4
Coby Bryant, CB	2	3	2
Cortez Broughton, DT	4	40	31
Garrett, Campbell, OL	4	16	16
Malik Clements, S	4	12	4
Marquise Copeland, DE	4	19	16
Josiah Degaura, TE	4	4	4
Gerrid Doaks, RB	0	4	0
Chris Ferguson, OL	4	4	4
Darrick Forrest, S	4	4	4
Kimoni Fitz, DE	4	15	4
Thomas Geddis, WR	2	14	1
Tyrell Gilbert, CB	4	27	4

PLAYER	2018	CAR.	CONS.
Morgan James, OL	4	4	4
Cam Jefferies, CB	1	8 *	0
Bruno Labelle, TE	2	3	0
Kahlil Lewis, WR	4	27	15
Rashad Medaris, WR	2	2	1
Keith Minor, OL	0	2	0
Hayden Moore, QB	1	23	0
Chris Murphy, S	0	11	0
Kevin Mouhon, DE	0	19	0
Michael Pitts, DE	4	4	4
Jerron Rollins, WR	1	1	0
Kyle Trout, OL	4	11	4
Michael Warren II, RB	4	4	4

PLAYER	2018	CAR.	CONS.
Jarell White, LB	1	5	1
James Wiggins, S	4	4	4
Bryan Wright, LB	4	11	4
Perry Young, LB	3	14	0

*- Boyd started 20 games at Rhode Island from 2016-17; Jefferies started seven games at Bowling Green in 2017.

PARTICIPATION

#	Name	GP/GS	UCLA	MIA	ABM	OHIO	UCONN	TLN	TEM	SMU	NAVY	USF	UCF	ECU
1A	ANGULO, C.	3/-	XXX	XXX	XXX
57	ARMSTRONG, Cory	1/-	XXX
33	BACEVICH, Blake	1/-	XXX
7L	BAMMANN, Blake	1/-	XXX
68	BATES, Doug	1/-	XXX
34	BOLDEN, Kyle	1/-	XXX
15	BOOSE, Taylor	1/-	XXX
70	BOYD, Dino	4/3	XXX	START	START	START
92	BROOKS, Curtis	4/-	XXX	XXX	XXX	XXX
96	BROUGHTON, C.	4/4	START	START	START	START	START	START	START	START	START	START	START	START
99	BROWN, Marcus	4/-	XXX	XXX	XXX	XXX
6B	BRYANT, Ben	1/-	XXX
7B	BRYANT, Coby	4/3	START	XXX	START	START	START	START	START	START	START	START	START	START
9B	BUSH, Arquon	1/-	XXX
60	BYZCNSKI, Zach	4/-	XXX	XXX	XXX	XXX	XXX	XXX	XXX	XXX	XXX	XXX	XXX	XXX
72	CAMPBELL, G.	4/4	START	START	START	START	START	START	START	START	START	START	START	START
4	CLEMENTS, Malik	4/4	START	START	START	START	START	START	START	START	START	START	START	START
13	CLOUD, Trent	4/-	XXX	XXX	XXX	XXX	XXX	XXX	XXX	XXX	XXX	XXX	XXX	XXX
74	COOPER, Jeremy	1/-	XXX
44	COPELAND, M.	4/4	START	START	START	START	START	START	START	START	START	START	START	START
83	DEGUARA, Josiah	4/4	START	START	START	START	START	START	START	START	START	START	START	START
23	DOAKS, Gerrid	1/-	XXX
41	DUBLANKO, Joel	4/-	XXX	XXX	XXX	XXX	XXX	XXX	XXX	XXX	XXX	XXX	XXX	XXX
75	FERGUSON, Chris	4/4	START	START	START	START	START	START	START	START	START	START	START	START
84	FISCHER, Wyatt	1/-	XXX
51	FITZ, Kimoni	4/4	START	START	START	START	START	START	START	START	START	START	START	START
5	FORREST, D.	4/4	START	START	START	START	START	START	START	START	START	START	START	START
62	GARRISON, Mason	1/-	XXX
85	GEDDIS, Thomas	4/2	START	XXX	XXX	XXX	START	START	START	START	START	START	START	START
2	GILBERT, Tyrell	4/4	START	START	START	START	START	START	START	START	START	START	START	START
24	HAMLIN, Noah	4/-	XXX	XXX	XXX	XXX	XXX	XXX	XXX	XXX	XXX	XXX	XXX	XXX
58	HARPER, Darius	1/-	XXX
18	HARRIS, Meechi	1/-	XXX
79	HARTMANN, Drew	1/-	XXX
7	HAWES, Javan	4/-	XXX	XXX	XXX	XXX	XXX	XXX	XXX	XXX	XXX	XXX	XXX	XXX
55	HEIL, Alex	1/-	XXX
3H	HICKS, Ja'von	4/-	XXX	XXX	XXX	XXX	XXX	XXX	XXX	XXX	XXX	XXX	XXX	XXX
86	HOWZE, Angelo	1/-	XXX
82	HUBER, Wilson	4/-	XXX	XXX	XXX	XXX	XXX	XXX	XXX	XXX	XXX	XXX	XXX	XXX
21	JACKSON, J.	4/-	XXX	XXX	XXX	XXX	XXX	XXX	XXX	XXX	XXX	XXX	XXX	XXX
78	JAMES, Morgan	4/4	START	START	START	START	START	START	START	START	START	START	START	START
14	JEFFERIES, Cam	4/1	XXX	START	START	START	START	START	START	START	START	START	START	START
1J	JOHNSON, TJ	1/-	XXX
97	JONES, Ryan	4/-	XXX	XXX	XXX	XXX	XXX	XXX	XXX	XXX	XXX	XXX	XXX	XXX
25	KIRK, Casey	1/-	XXX
20	KNIGHT, Aulden	4/-	XXX	XXX	XXX	XXX	XXX	XXX	XXX	XXX	XXX	XXX	XXX	XXX
3K	KOPAYGORODSKY	1/-	XXX
87	LABELLE, Bruno	4/2	XXX	START	START	START	START	START	START	START	START	START	START	START
65	LAMB, Cody	1/-	XXX
1	LEWIS, Kahlil	4/4	START	START	START	START	START	START	START	START	START	START	START	START
80	MBODJ, Malick	4/-	XXX	XXX	XXX	XXX	XXX	XXX	XXX	XXX	XXX	XXX	XXX	XXX
1M	MCCLELLAND, C.	4/-	XXX	XXX	XXX	XXX	XXX	XXX	XXX	XXX	XXX	XXX	XXX	XXX
77	MCCONNELL, V.	4/1	START	XXX	XXX	XXX	XXX	XXX	XXX	XXX	XXX	XXX	XXX	XXX
17	MEDARIS, Rashad	4/3	START	XXX	START	START	START	START	START	START	START	START	START	START
8	MOORE, Hayden	3/1	START	XXX	XXX	XXX	XXX	XXX	XXX	XXX	XXX	XXX	XXX	XXX
30	MURPHY, Chris	3/-	XXX	...	XXX	XXX	XXX	XXX	XXX	XXX	XXX	XXX	XXX	XXX
50	O'QUINN, Dylan	1/-	XXX
4M	OAKES, Mick	1/-	XXX
8P	PETERSON, Jack	1/-	XXX
89	PETERSON, Jake	1/-	XXX
12	PIERCE, Alec	4/-	XXX	XXX	XXX	XXX	XXX	XXX	XXX	XXX	XXX	XXX	XXX	XXX
43	PITTS, Michael	4/4	START	START	START	START	START	START	START	START	START	START	START	START
93	PONDER, Elijah	2/-	XXX
2P	POTTS, RJ	4/-	XXX	XXX	XXX	XXX	XXX	XXX	XXX	XXX	XXX	XXX	XXX	XXX
9	RIDDER, Desmond	4/3	XXX	START	START	START	START	START	START	START	START	START	START	START
1X	ROBEY, Josiah	1/-	XXX
5R	ROBINSON, J.	1/-	XXX
1R	ROGERS, Yanez	1/-	XXX
26	ROLLINS, Jerron	4/1	XXX	START	XXX	XXX	XXX	XXX	XXX	XXX	XXX	XXX	XXX	XXX
35	ROYER, Ryan	1/-	XXX
2S	SANDERS, Myjai	4/-	XXX	XXX	XXX	XXX	XXX	XXX	XXX	XXX	XXX	XXX	XXX	XXX
95	SCHROER, Joe	1/-	XXX
19	SMITH, Cole	4/-	XXX	XXX	XXX	XXX	XXX	XXX	XXX	XXX	XXX	XXX	XXX	XXX
37	SMITH, James	4/-	XXX	XXX	XXX	XXX	XXX	XXX	XXX	XXX	XXX	XXX	XXX	XXX
31	SMITH, Marquis	3/-	XXX	...	XXX	XXX	XXX	XXX	XXX	XXX	XXX	XXX	XXX	XXX
10	SOPKO, Jake	1/-	XXX
40	SPONSELLER, Ty	4/-	XXX	XXX	XXX	XXX	XXX	XXX	XXX	XXX	XXX	XXX	XXX	XXX
8S	STADERMAN, Nick	1/-	XXX
1S	SUMMERS, Tyrin	1/-	XXX
90	TAYLOR, Jabari	2/-	...	XXX	XXX	XXX	XXX	XXX	XXX	XXX	XXX	XXX	XXX	XXX
1T	TAYLOR, Leonard	2/-	XXX	XXX	XXX	XXX	XXX	XXX	XXX	XXX	XXX	XXX
5D	THOMAS, Tavion	2/-	...	XXX	XXX	XXX	XXX	XXX	XXX	XXX	XXX	XXX	XXX	XXX
56	TROUT, Kyle	4/4	START	START	START	START	START	START	START	START	START	START	START	START
1D	TUCKY, Ethan	4/-	XXX	XXX	XXX	XXX	XXX	XXX	XXX	XXX	XXX	XXX	XXX	XXX
42	VANN, Malik	4/-	XXX	XXX	XXX	XXX	XXX	XXX	XXX	XXX	XXX	XXX	XXX	XXX
1W	WARD, Taj	1/-	XXX
3	WARREN, Michael	4/4	START	START	START	START	START	START	START	START	START	START	START	START
8W	WHITE, Jarell	4/1	XXX	XXX	XXX	XXX	XXX	XXX	XXX	XXX	XXX	XXX	XXX	XXX
22	WIDECAN, Collin	1/-	XXX
32	WIGGINS, James	4/4	START	START	START	START	START	START	START	START	START	START	START	START
59	WOOD, Zach	3/-	XXX	XXX	...	XXX
71	WOODSIDE, Collin	1/-	XXX
11	WRIGHT, Bryan	4/4	START	START	START	START	START	START	START	START	START	START	START	START
73	YAGER, Blake	4/-	XXX	XXX	XXX	XXX	XXX	XXX	XXX	XXX	XXX	XXX	XXX	XXX
6	YOUNG, Perry	3/3	START	START	START	START	START	START	START	START	START	START	START	START

LONG PLAYS

YDS.	TYPE	PLAYER(S)	OPP.
*77	Pass	MEDARIS, Rashad from RIDDER, Desmond	Ohio
*61	Pass	LEWIS, Kahlil from RIDDER, Desmond	Alabama A&M
39	Rush	RIDDER, Desmond	Miami
39	Rush	RIDDER, Desmond	Miami
35	KR	WIGGINS, James	UCLA
35	KR	WIGGINS, James	UCLA
33	Pass	JACKSON, Jayshon from MOORE, Hayden	Alabama A&M
33	KR	WIGGINS, James	Miami
33	KR	WIGGINS, James	Miami
32	Rush	RIDDER, Desmond	UCLA
32	Rush	RIDDER, Desmond	UCLA
32	Rush	WARREN, Michael	Alabama A&M
29	KR	WIGGINS, James	Ohio
*29	Pass	GEDDIS, Thomas from RIDDER, Desmond	Alabama A&M
27	FR	YOUNG, Perry	Alabama A&M
26	KR	KNIGHT, Aulden	Ohio
*26	Pass	JACKSON, Jayshon from RIDDER, Desmond	Ohio
*24	Rush	WARREN, Michael	Ohio
23	INT	FORREST, Darrick	Miami
23	INT	FORREST, Darrick	Miami
22	Pass	MEDARIS, Rashad from RIDDER, Desmond	Ohio
22	Rush	MCCLELLAND, Charles	Alabama A&M
*22	Rush	RIDDER, Desmond	Alabama A&M
22	Pass	MEDARIS, Rashad from RIDDER, Desmond	Alabama A&M
*22	Pass	DEGUARA, Josiah from RIDDER, Desmond	Alabama A&M
21	Pass	DEGUARA, Josiah from RIDDER, Desmond	Ohio
21	Rush	THOMAS, Tavion	Alabama A&M

* touchdown scored on play

BY PLAYER

PLAYER	NO.	TD	R	P	KR	PR	IR	FR
RIDDER, Desmond	5	1	5	0	0	0	0	0
WIGGINS, James	4	0	0	0	4	0	0	0
FORREST, Darrick	2	0	0	0	0	0	2	0
LEWIS, Kahlil	1	1	0	1	0	0	0	0
DEGUARA, Josiah	1	1	0	1	0	0	0	0
GEDDIS, Thomas	1	1	0	1	0	0	0	0
THOMAS, Tavion	1	0	1	0	0	0	0	0
MEDARIS, Rashad	1	0	0	1	0	0	0	0
MCCLELLAND, C.	1	0	1	0	0	0	0	0
WARREN, Michael	1	0	1	0	0	0	0	0
JACKSON, Jayshon	1	0	0	1	0	0	0	0
YOUNG, Perry	1	0	0	0	0	0	0	1
TOTAL	20	4	8	5	4	0	2	1

BY NUMBER

PLAYS BY YARDS	NO.	TD
100+	0	0
90-99	0	0
80-89	0	0
70-79	1	1
60-69	1	1
50-59	0	0
40-49	0	0
30-39	10	0
20-29	15	5

PLAYS BY TYPE	NO.	TD
Rushing	9	2
Passing	9	5
Punt returns	0	0
Kick returns	6	0
Interceptions	2	0
Fumble returns	1	0
Other	0	0
TOTAL	27	7

LONGEST PLAYS

OFFENSE

TYPE	YARDS	PLAYER	OPPONENT
Rush	32	Ridder	UCLA
Rushing TD	24	Warren	Ohio
Pass	77	Ridder to Medaris	Ohio
Passing TD	77	Ridder to Medaris	Ohio

SPECIAL TEAMS

TYPE	YARDS	PLAYER	OPPONENT
Punt Return	12	Knight	UCLA
Kick Return	35	Wiggins	UCLA
Punt	63	J. Smith	Miami
Field Goal	24	C. Smith	UCLA

DEFENSE

TYPE	YARDS	PLAYER	OPPONENT
Int. Return	23	Forrest	Miami
Fumble Return	27	Young	AAMU

SCORING DRIVES

SEPT 1 @ UCLA

SCORING PLAY	QTR	TIME	PLAYS	YDS	ELAPSED
Michael Warren II 1-yard run	2	10:02	14	75	7:00
Michael Warren II 1-yard run	2	06:57	7	27	3:00
Cole Smith 24-yard field goal	2	00:20	9	80	1:59
Team Safety	4	09:45			
Michael Warren II 1-yard run	4	01:44	9	36	4:02

SEPT 8 @ MIAMI (OH)

SCORING PLAY	QTR	TIME	PLAYS	YDS	ELAPSED
Michael Warren II 2-yard run	1	05:33	7	62	3:04
Michael Warren II 1-yard run	4	13:18	1	1	0:05
Josiah Degara 9-yard pass from Desmond Ridder	4	03:21	12	58	6:24

SEPT 15 VS. ALABAMA A&M

SCORING PLAY	QTR	TIME	PLAYS	YDS	ELAPSED
Thomas Geddis 29-yard pass from Desmond Ridder	1	10:54	5	79	1:41
Desmond Ridder 22-yard run	1	07:46	7	77	2:09
Kahlil Lewis 61-yard pass from Desmond Ridder	1	05:31	1	61	0:09
Josiah Degara 22-yard pass from Desmond Ridder	1	01:01	7	79	3:03
Michael Warren 6-yard run	2	11:50	7	63	2:57
Tavion Thomas 11-yard run	2	06:01	7	78	3:26
Tavion Thomas 1-yard run	3	08:17	14	72	6:38
Charles McClelland 1-yard run	3	01:02	3	22	1:08
Wilson Huber 0-yard fumble recovery	4	10:01	11	76	5:04

SEPT 22 VS. OHIO

SCORING PLAY	QTR	TIME	PLAYS	YDS	ELAPSED
Michael Warren 24-yard run	2	05:44	9	80	4:10
Rashad Medaris 77-yard pass from Desmond Ridder	3	13:42	3	75	1:18
Desmond Ridder 7-yard run	3	03:31	4	28	1:25
Jayshon Jackson 26-yard pass from Desmond Ridder	4	12:37	5	71	2:11
Michael Warren II 3-yard run	4	03:24	13	92	5:02

DRIVE SUMMARIES

AVERAGE SCORING DRIVE/PLAY STATS

Plays: 7.4 per drive; Yards: 58.4 per drive; Avg. Drive Time: 4:03

BY THE NUMBERS

21 scoring drives
 155 plays
 1,227 yards
 5,122 seconds

LONGEST

Longest drive (time):
 7:00 at UCLA
 14 plays, 75 yards, Warren 1-yard run

Longest drive (yards):
 92 yards vs. Ohio
 13 plays, 5:02, Warren 3-yard run


SHORTEST

Shortest drive (time):
 0:05 at Miami (OH)
 12 plays, 58 yards, Degara 9-yard pass from Ridder

Shortest drive (yards):
 1 yard at Miami (OH)
 1 play, 0:05, Warren 1-yard run

GAME-BY-GAME RECAPS

UCLA
 SEPTEMBER 1, 2018
 Los Angeles, Calif.



	1	2	3	4	F
Cincinnati	0	17	0	9	26
UCLA	10	0	7	0	17

SCORING PLAYS

- 1st 07:38 UCLA** Olorunfunmi 1 yd run [Molson kick]
4-13 0:56, CIN 0 - UCLA 7
- 02:02 UCLA** Molson 47 yd field goal
7-25 3:22, CIN 0 - UCLA 10
- 2nd 10:02 CIN** Warren 1 yd run [Smith kick]
14-75 7:00, CIN 7 - UCLA 10
- 06:57 CIN** Warren 1 yd run [Smith kick]
7-27 3:00, CIN 14 - UCLA 10
- 00:20 CIN** Smith 24 yd field goal
9-80 1:59, CIN 17 - UCLA 10
- 3rd 12:49 UCLA** Allen 74 yd run [Molson kick]
2-78 1:04, CIN 17 - UCLA 17
- 4th 09:45 CIN** TEAM safety
,, CIN 19 - UCLA 17
- 01:44 CIN** Warren 1 yd run [Smith kick]
9-36 4:02, CIN 26 - UCLA 17

	CIN	UCLA
FIRST DOWNS	18	15
RUSHES-YARDS (NET)	51-194	31-144
PASSING YDS (NET)	110	162
Passes Att-Comp-Int	26-14-0	37-23-1
TOTAL OFFENSE PLAYS-YARDS	77-304	68-306
Fumble Returns-Yards	0-0	0-0
Punt Returns-Yards	1-12	4-18
Kickoff Returns-Yards	1-35	1-21
Interception Returns-Yards	1-0	0-0
Punts (Number-Avg)	8-43.4	6-43.2
Fumbles-Lost	1-1	1-0
Penalties-Yards	7-45	6-26
Possession Time	34:21	25:39
Third-Down Conversions	5 of 18	6 of 15
Fourth-Down Conversions	3 of 4	0 of 2
Red-Zone Scores-Chances	4-4	1-1
Sacks By: Number-Yards	5-25	4-19

RUSHING: Cincinnati-WARREN, Michael 35-142; RIDDER, Desmond 14-63; MOORE, Hayden 2-minus 11. UCLA-Allen, Kazmeir 5-103; Kelley, Joshua 6-20; Olorunfunmi, B. 9-13; Speight, Wilton 3-12; Thompson-Robins 8-minus 4.

PASSING: Cincinnati-RIDDER, Desmond 13-24-0-100; MOORE, Hayden 1-2-0-10. UCLA-Thompson-Robins 15-25-0-117; Speight, Wilton 8-12-1-45.

RECEIVING: Cincinnati-WARREN, Michael 3-29; LEWIS, Kahlil 3-7; JACKSON, Jayshon 2-28; DEGUARA, Josiah 2-10; LABELLE, Bruno 2-10; HUBER, Wilson 1-16; GEDDIS, Thomas 1-10. UCLA-Howard, Theo 5-52; Wilson, Caleb 4-36; Kelley, Joshua 3-19; Philips, Kyle 3-13; Olorunfunmi, B. 2-9; Pabico, C. 2-8; Cota, Chase 1-13; Wilson, Jordan 1-12; Lee, Dymond 1-4; Allen, Kazmeir 1-minus 4.

MIAMI (OH)
 SEPTEMBER 8, 2018
 Cincinnati, Ohio (PBS)



	1	2	3	4	F
Cincinnati	7	0	0	14	21
Miami	0	0	0	0	0

SCORING PLAYS

- 1st 05:33 CIN** Warren 2 yd run [C. Smith kick]
7-62 3:04, CIN 7 - MIAMI 0
- 4th 13:18 CIN** Warren 1 yd run [C. Smith kick]
1-1 0:05, CIN 14 - MIAMI 0
- 03:21 CIN** Deguara 9 yd pass from Ridder [C. Smith kick]
12-58 6:24, CIN 21 - MIAMI 0

	CIN	MIAMI
FIRST DOWNS	13	11
RUSHES-YARDS (NET)	51-188	19-59
PASSING YDS (NET)	45	139
Passes Att-Comp-Int	11-6-0	41-22-1
TOTAL OFFENSE PLAYS-YARDS	62-233	60-198
Fumble Returns-Yards	0-0	0-0
Punt Returns-Yards	4-3	3-7
Kickoff Returns-Yards	1-33	3-55
Interception Returns-Yards	1-23	0-0
Punts (Number-Avg)	8-46.0	10-38.6
Fumbles-Lost	1-0	1-0
Penalties-Yards	8-86	4-45
Possession Time	32:51	27:09
Third-Down Conversions	6 of 15	6 of 17
Fourth-Down Conversions	0 of 0	0 of 1
Red-Zone Scores-Chances	3-3	0-0
Sacks By: Number-Yards	0-0	0-0

RUSHING: Cincinnati-RIDDER, Desmond 18-100; WARREN, Michael 29-91; THOMAS, Tavion 1-3; TEAM 3-minus 6. Miami-THOMAS, Maurice 4-21; RAGLAND, Gus 5-17; YOUNG, Kenny 2-10; SMITH, Alonzo 7-6; JOHNSON, Davion 1-5.

PASSING: Cincinnati-RIDDER, Desmond 6-11-0-45. Miami-RAGLAND, Gus 22-41-1-139.

RECEIVING: Cincinnati-DEGUARA, Josiah 4-34; LEWIS, Kahlil 1-13; MEDARIS, Rashad 1-minus 2. Miami-YOUNG, Kenny 9-27; GARDNER, James 7-80; BECKER, Nate 2-14; MAYOCK, Luke 1-7; HOMER, Andrew 1-6; SMITH, Alonzo 1-6; SORENSON, Jack 1-minus 1.

ALABAMA A&M
 SEPTEMBER 15, 2018
 Cincinnati, Ohio



	1	2	3	4	F
Alabama A&M	0	0	7	0	7
Cincinnati	28	14	14	7	63

SCORING PLAYS

- 1st 10:54 CIN** Geddis 29 yd pass from Ridder [C. Smith kick]
5-79 1:41, AAMU 0 - CIN 7
- 07:46 CIN** Ridder 22 yd run [C. Smith kick]
7-77 2:09, AAMU 0 - CIN 14
- 05:31 CIN** Lewis 61 yd pass from Ridder [C. Smith kick]
1-61 0:09, AAMU 0 - CIN 21
- 01:01 CIN** Deguara 22 yd pass from Ridder [C. Smith kick]
7-79 3:03, AAMU 0 - CIN 28
- 2nd 11:50 CIN** Warren II 6 yd run [C. Smith kick]
7-63 2:57, AAMU 0 - CIN 35
- 06:01 CIN** Thomas 11 yd run [C. Smith kick]
7-78 3:26, AAMU 0 - CIN 42
- 3rd 08:17 CIN** Thomas 1 yd run [C. Smith kick]
14-72 6:38, AAMU 0 - CIN 49
- 03:57 AAMU** Moore 11 yd pass from Glass [Corey kick]
10-79 4:10, AAMU 7 - CIN 49
- 01:02 CIN** McClelland 1 yd run [C. Smith kick]
3-22 1:08, AAMU 7 - CIN 56
- 4th 10:01 CIN** Huber 0 yd fumble recovery [C. Smith kick]
11-76 5:04, AAMU 7 - CIN 63

	AAMU	CIN
FIRST DOWNS	8	38
RUSHES-YARDS (NET)	25-48	55-409
PASSING YDS (NET)	134	332
Passes Att-Comp-Int	28-12-0	26-21-1
TOTAL OFFENSE PLAYS-YARDS	53-182	81-741
Fumble Returns-Yards	0-0	1-27
Punt Returns-Yards	0-0	3-6
Kickoff Returns-Yards	2-37	2-24
Interception Returns-Yards	1-18	0-0
Punts (Number-Avg)	10-40.8	2-47.5
Fumbles-Lost	1-1	2-0
Penalties-Yards	7-40	7-75
Possession Time	24:57	35:03
Third-Down Conversions	2 of 14	7 of 9
Fourth-Down Conversions	1 of 2	0 of 0
Red-Zone Scores-Chances	1-1	6-6
Sacks By: Number-Yards	2-18	2-20

RUSHING: Alabama A&M-Teon Dollard 10-28; Jordan Bentley 5-17; C. Roberts 4-8; Josh Cartwright 1-7; Trevon Walters 1-4; TEAM 1-minus 3; Aqeel Glass 3-minus 13. Cincinnati-THOMAS, Tavion 18-141; MCCLEALLAND, Charles 16-121; WARREN, Michael 6-78; KOPAYGORODSKY, Mike 5-26; MOORE, Hayden 2-22; SOPKO, Jake 3-15; RIDDER, Desmond 2-12; TEAM 1-minus 2; BRYANT, Ben 2-minus 4; HUBER, Wilson 0-0.

PASSING: Alabama A&M-Aqeel Glass 11-27-0-110; Josh Cartwright 1-1-0-24. Cincinnati-RIDDER, Desmond 9-10-0-199; BRYANT, Ben 6-8-1-75; MOORE, Hayden 6-7-0-58; SOPKO, Jake 0-1-0-0.

RECEIVING: Alabama A&M-Isaiah Baily 5-37; Brian Jenkinsjr 2-51; Zabrian Moore 2-15; Terrell Gardner 1-24; Marcelles Clash 1-7; Kendrick Johnson 1-0. Cincinnati-JACKSON, Jayshon 6-80; LEWIS, Kahlil 4-92; MEDARIS, Rashad 2-38; HAWES, Javan 2-29; GEDDIS, Thomas 1-29; DEGUARA, Josiah 1-22; WARREN, Michael 1-18; CLOUD, Trent 1-8; TAYLOR, Leonard 1-7; MCCLEALLAND, Charles 1-6; LABELLE, Bruno 1-3.

GAME-BY-GAME RECAPS

OHIO

SEPTEMBER 22, 2018

Cincinnati, Ohio



UCONN

SEPTEMBER 29, 2018

East Hartford, Conn.



TULANE

OCTOBER 6, 2018

Cincinnati, Ohio



	1	2	3	4	F
Ohio	14	10	3	3	30
Cincinnati	0	7	14	13	3

SCORING PLAYS

- 1st 08:40 OHIO Ourllette 9 yd run (Zervos kick)**
7-84 3:51, OHIO 7 - CIN 0
- 00:23 OHIO Irons 12 yd pass from Rourke (Zervos kick)**
10-64 5:37, OHIO 14 - CIN 0
- 2nd 11:12 OHIO Rourke 3 yd run (Zervos kick)**
7-51 3:28, OHIO 21 - CIN 0
- 05:44 CIN Warren 24 yd run (C. Smith kick)**
9-80 4:10, OHIO 21 - CIN 7
- 00:30 OHIO Zervos 25 yd field goal**
11-73 5:07, OHIO 24 - CIN 7
- 3rd 13:42 CIN Medaris 77 yd pass from Ridder (C. Smith kick)**
3-75 1:18, OHIO 24 - CIN 14
- 08:38 OHIO Zervos 33 yd field goal**
7-44 2:02, OHIO 27 - CIN 14
- 03:31 CIN Ridder 7 yd run (C. Smith kick)**
4-28 1:25, OHIO 27 - CIN 21
- 4th 14:55 OHIO Zervos 47 yd field goal**
8-28 3:30, OHIO 30 - CIN 21
- 12:37 CIN Jackson 26 yd pass from Ridder (C. Smith kick)**
5-71 2:11, OHIO 30 - CIN 28
- 03:24 CIN Warren 3 yd run (Ridder rush failed)**
13-92 5:02, OHIO 30 - CIN 34

	OHIO	CIN
FIRST DOWNS	25	24
RUSHES-YARDS (NET)	45-234	34-150
PASSING YDS (NET)	178	274
Passes Att-Comp-Int	27-12-1	31-19-1
TOTAL OFFENSE PLAYS-YARDS	72-412	65-424
Fumble Returns-Yards	0-0	0-0
Punt Returns-Yards	1-11	1-6
Kickoff Returns-Yards	5-116	5-106
Interception Returns-Yards	1-0	1-1
Punts (Number-Avg)	4-47.5	5-40.6
Fumbles-Lost	1-1	0-0
Penalties-Yards	8-85	14-150
Possession Time	35:22	24:38
Third-Down Conversions	6 of 16	7 of 12
Fourth-Down Conversions	1 of 1	0 of 0
Red-Zone Scores-Chances	5-6	2-2
Sacks By: Number-Yards	0-0	1-8

RUSHING: Ohio-ROURKE, Nathan 9-96; OUELLETTE, A.J. 21-71; IRONS, Maleek 12-64; ROSS, Julian 3-3. Cincinnati-WARREN, Michael 23-124; RIDDER, Desmond 10-28; TEAM 1-minus 2.

PASSING: Ohio-ROURKE, Nathan 12-27-1-178. Cincinnati-RIDDER, Desmond 19-29-1-274; TEAM 0-2-0-0.

RECEIVING: Ohio-ODOM, Cameron 5-114; WHITE, Papi 2-23; IRONS, Maleek 2-20; MEYER, Andrew 2-15; OUELLETTE, A.J. 1-6. Cincinnati-DEGUARA, Josiah 6-69; LEWIS, Kahlil 5-51; MEDARIS, Rashad 3-104; JACKSON, Jayshon 2-25; GEDDIS, Thomas 2-24; HUBER, Wilson 1-1.

2018 CINCINNATI BEARCATS FOOTBALL

	2018	2017	2016	2015	2014	2013	2012	2011	2010	2009	2008	2007	Since '07
Overall	4-0	4-8	4-8	7-6	9-4	9-4	10-3	10-3	4-8	12-1	11-3	10-3	94-51
When playing at home	2-0	2-4	3-4	5-1	5-1	5-1	6-1	5-1	3-4	6-0	6-0	4-2	52-19
When playing on road	2-0	2-4	1-4	2-4	4-2	4-2	2-2	4-2	1-4	6-0	5-2	5-1	38-27
At Neutral Sites	0-0	0-0	0-0	0-1	0-1	0-1	2-0	1-0	0-0	0-1	0-1	1-0	4-5
When playing on natural grass	1-0	0-2	1-3	1-2	2-1	1-2	4-0	2-1	0-3	2-0	0-3	3-1	17-18
When playing on artificial turf	3-0	4-6	3-5	6-4	7-3	8-2	6-3	8-2	4-5	10-1	11-0	7-2	77-33
When playing during the day	2-0	2-4	2-4	4-2	3-2	6-2	4-1	7-3	1-4	8-0	3-2	4-1	46-25
When playing at night	2-0	2-4	2-4	3-4	6-2	3-2	6-2	3-0	3-4	4-1	8-1	6-2	50-26
When scoring first	2-0	3-1	2-3	3-2	7-3	7-0	8-1	6-2	3-3	9-0	10-2	6-2	66-19
When opponent scores first	2-0	1-7	2-5	4-4	2-1	2-4	2-2	4-1	1-5	3-1	1-1	4-1	28-32
When leading after first quarter	2-0	0-0	2-1	6-1	6-0	3-0	8-1	5-0	3-2	8-0	9-1	8-2	60-8
When trailing after first quarter	2-0	3-8	2-5	1-5	1-3	3-4	2-2	3-1	0-5	2-1	1-1	1-0	21-35
When tied after first quarter	0-0	1-0	0-2	0-0	2-1	3-0	0-0	2-2	1-1	2-0	1-1	1-1	13-8
When leading at halftime	3-0	2-0	2-2	6-2	9-0	8-0	8-1	7-0	3-0	10-0	9-1	9-1	76-7
When trailing at halftime	1-0	2-8	1-6	1-3	0-4	0-4	2-2	2-3	1-7	1-1	2-2	1-1	14-41
When tied at halftime	0-0	0-0	1-0	0-1	0-0	1-0	0-0	1-0	0-1	1-0	0-0	0-1	4-3
When leading after three quarters	2-0	2-0	3-1	6-2	9-0	8-1	10-1	6-0	4-0	11-0	10-0	10-0	81-5
When trailing after three quarters	1-0	2-8	1-7	0-4	0-4	0-3	0-2	2-2	0-8	1-1	1-3	0-2	8-44
When tied after three quarters	1-0	0-0	0-0	1-0	0-0	1-0	0-0	2-1	0-0	0-0	0-0	0-1	5-2
In overtime	0-0	0-1	0-1	0-0	0-0	0-1	0-1	0-0	0-0	0-0	1-0	0-0	1-4
When UC has more rushing yards	3-0	2-3	2-0	7-0	5-0	9-0	9-2	9-2	3-1	8-0	8-0	8-1	72-9
When opponent has more rushing yards	1-0	2-5	2-8	0-6	4-4	0-4	1-1	1-1	1-6	4-1	3-3	2-2	21-41
When UC rushes for 150 or more yards	4-0	1-2	3-0	7-0	6-0	6-1	8-2	6-2	4-2	4-0	2-0	4-0	55-9
When UC rushes for 200 or more yards	1-0	1-1	1-0	5-0	4-0	3-0	7-1	3-0	3-0	3-0	2-0	3-0	37-2
When UC holds opponent to < than 100 rushing yards	2-0	1-0	1-0	2-0	4-0	7-0	3-0	5-1	3-3	3-0	6-0	8-1	45-5
When UC holds opponent to < than 150 rushing yards	3-0	2-3	2-0	4-0	5-0	8-1	6-1	8-2	3-4	4-0	7-0	8-1	60-12
When UC has more passing yards	2-0	3-1	3-5	5-5	6-3	8-3	4-2	1-0	1-4	11-0	8-2	5-2	56-27
When opponent has more passing yards	2-0	1-7	1-3	2-1	2-1	1-1	5-1	9-3	3-5	1-1	3-1	5-1	35-25
When UC passes for 200 or more yards	2-0	2-4	4-5	7-5	7-4	8-3	8-2	6-2	3-4	5-0	4-2	10-2	66-32
When UC passes for 300 or more yards	1-0	0-1	1-2	4-3	4-3	5-2	2-0	1-0	1-3	7-0	3-0	3-2	32-16
When UC holds opponent to < than 200 passing yards	4-0	1-2	1-4	3-3	3-1	5-2	3-2	2-1	1-4	6-0	5-2	3-2	37-23
When UC holds opponent to < than 150 passing yards	2-0	1-1	1-2	3-2	1-1	3-1	1-1	1-0	0-1	2-0	2-0	1-1	18-10
When UC holds opponent to < than 100 passing yards	0-0	1-1	0-0	0-1	1-0	2-0	0-0	1-0	0-0	0-0	1-0	1-0	7-2
When UC has more total yards	3-0	2-1	4-1	7-3	7-1	9-2	7-1	7-0	4-4	10-0	10-0	7-1	88-14
When opponent has more total yards	1-0	2-7	0-7	0-3	2-3	0-2	3-2	3-2	0-4	2-1	1-3	3-2	17-36
When UC has 300 or more yards	3-0	3-6	4-5	7-5	8-4	9-4	10-3	10-2	4-4	12-0	11-1	9-3	90-37
When UC has 400 or more yards	2-0	1-3	3-1	7-4	7-3	8-2	7-1	3-1	3-2	10-0	4-0	8-2	63-19
When UC has 500 or more yards	1-0	0-0	2-1	5-3	5-0	4-0	1-0	3-0	2-1	3-0	1-0	3-0	30-5
When UC has 600 or more yards	1-0	0-0	0-0	3-1	0-0	2-0	0-0	0-0	2-0	1-0	0-0	1-0	10-1
When UC has 700 or more yards	1-0	0-0	0-0	1-1	0-0	0-0	0-0	0-0	0-0	1-0	0-0	0-0	3-1
When UC has more first downs	3-0	2-0	2-1	7-2	6-2	9-1	5-1	7-0	4-3	7-0	6-1	7-1	65-12
When opponent has more first downs	1-0	2-7	2-7	0-2	1-2	0-3	5-2	3-3	0-5	5-1	3-2	3-2	25-35
When first downs are equal	0-0	0-1	0-0	0-2	2-0	0-0	0-0	0-0	0-0	0-0	2-0	0-0	4-3
When UC forces more turnovers	2-0	1-1	2-2	1-1	7-1	4-0	8-0	6-1	1-0	8-0	2-0	8-0	50-6
In games decided by < than three points	0-0	2-1	0-1	1-1	0-0	1-0	1-1	2-1	0-1	3-0	3-0	1-0	14-6
In games decided by < than seven points	1-0	3-0	1-1	2-2	2-0	2-2	1-3	3-1	0-1	0-0	5-0	2-3	22-13
In black jerseys	2-0	2-4	1-4	4-0	3-2	2-2	6-3	5-0	3-2	3-0	6-1	5-2	42-20
In white jerseys	2-0	2-4	2-3	2-5	5-2	4-2	4-0	5-2	1-4	7-1	4-2	5-1	43-25
In red jerseys	0-0	0-0	1-1	1-1	1-0	3-0	1-0	0-1	0-2	2-0	1-0	0-0	10-5

THE LAST TIME

TOTAL OFFENSE

Had more than 400 total yards.....	424 vs. Ohio [09/22/18]
Had more than 450 total yards.....	741 vs. Alabama A&M [09/15/18]
Had more than 500 total yards.....	741 vs. Alabama A&M [09/15/18]
Had more than 550 total yards.....	741 vs. Alabama A&M [09/15/18]
Had more than 600 total yards.....	741 vs. Alabama A&M [09/15/18]
Had more than 650 total yards.....	741 vs. Alabama A&M [09/15/18]
Had more than 700 total yards.....	741 vs. Alabama A&M [09/15/18]

RUSHING OFFENSE

Rushed for 150 or more yards.....	150 vs. Ohio [09/22/18]
Rushed for 200 or more yards.....	409 vs. Alabama A&M [09/15/18]
Rushed for 250 or more yards.....	409 vs. Alabama A&M [09/15/18]
Rushed for 300 or more yards.....	409 vs. Alabama A&M [09/15/18]
Rushed for 350 or more yards.....	409 vs. Alabama A&M [09/15/18]
Rushed for 400 or more yards.....	409 vs. Alabama A&M [09/15/18]

PASSING OFFENSE

Passed for 250 or more yards.....	274 vs. Ohio [09/22/18]
Passed for 300 or more yards.....	332 vs. Alabama A&M [09/15/18]
Passed for 350 or more yards.....	381 at Navy [09/23/17]
Passed for 400 or more yards.....	400 at Tulsa [11/25/16]
Passed for 450 or more yards.....	523 at Houston [11/07/15]
Passed for 500 or more yards.....	523 at Houston [11/07/15]
Passed for 600 or more yards.....	620 at Memphis [09/24/15]

SCORING DEFENSE

Allowed 0 points.....	0 at Miami [OH] [09/08/18]
Allowed 3 or fewer points.....	0 at Miami [OH] [09/08/18]
Allowed 7 or fewer points.....	7 vs. Alabama A&M [09/15/18]
Allowed 10 or fewer points.....	7 vs. Alabama A&M [09/15/18]
Allowed 14 or fewer points.....	7 vs. Alabama A&M [09/15/18]

TOTAL DEFENSE

Allowed fewer than 75 total yards.....	53 vs. Kansas [09/20/97]
Allowed fewer than 100 total yards.....	87 at Miami OH [09/21/13]
Allowed fewer than 125 total yards.....	87 at Miami OH [09/21/13]
Allowed fewer than 150 total yards.....	129 at UConn [11/22/14]
Allowed fewer than 175 total yards.....	129 at UConn [11/22/14]
Allowed fewer than 200 total yards.....	182 vs. Alabama A&M [09/15/18]
Allowed fewer than 225 total yards.....	182 vs. Alabama A&M [09/15/18]
Allowed fewer than 250 total yards.....	182 vs. Alabama A&M [09/15/18]

RUSHING DEFENSE

Allowed 0 or fewer yards.....	-3 at Miami OH [10/01/11]
Allowed 10 or fewer yards.....	7 at Miami OH [09/21/13]
Allowed 20 or fewer yards.....	7 at Miami OH [09/21/13]
Allowed 30 or fewer yards.....	7 at Miami OH [09/21/13]
Allowed 40 or fewer yards.....	33 at Houston [11/23/13]
Allowed 50 or fewer yards.....	48 vs. Alabama A&M [09/15/18]
Allowed 60 or fewer yards.....	48 vs. Alabama A&M [09/15/18]
Allowed 70 or fewer yards.....	48 vs. Alabama A&M [09/15/18]
Allowed 80 or fewer yards.....	48 vs. Alabama A&M [09/15/18]
Allowed 90 or fewer yards.....	48 vs. Alabama A&M [09/15/18]
Allowed 100 or fewer yards.....	48 vs. Alabama A&M [09/15/18]

PASSING DEFENSE

Allowed 0 passing yards.....	-1 vs. Xavier [10/09/71]
Allowed 50 or fewer yards.....	49 vs. UAB [11/30/02]
Allowed 100 or fewer yards.....	53 at Navy [09/23/17]
Allowed 150 or fewer yards.....	134 vs. Alabama A&M [09/15/18]
Allowed 175 or fewer yards.....	134 vs. Alabama A&M [09/15/18]
Allowed 200 or fewer yards.....	178 vs. Ohio [09/22/18]

INDIVIDUAL RUSHING

Had a player rush for 100 or more yards.....	124 by Michael Warren II vs. Ohio [09/22/18]
Had a player rush for 150 or more yards.....	212 by Mike Boone vs. USF [10/24/14]
Had a player rush for 200 or more yards.....	212 by Mike Boone vs. USF [10/24/14]
Had a player rush for 225 or more yards.....	238 by Richard Hall vs. Miami OH [09/11/04]
Had two players rush for 100 or more yards.....	Thomas [141], McClelland [121] vs. Alabama A&M [09/15/18]
Had a player rush for 2 or more TDs.....	2 by Michael Warren II vs. Ohio [09/22/18]
Had a player rush for 3 or more TDs.....	3 by Michael Warren II at UCLA [09/01/18]
Had a player rush for 4 or more TDs.....	4 by Isaiah Pead vs. Rutgers [11/20/10]
Had a player rush for 5 or more TDs.....	6 by Ike Stewart vs. Transylvania [10/05/1912]

SCORING

Scored 30 or more points.....	34 vs. Ohio [09/22/18]
Scored 40 or more points.....	63 vs. Alabama A&M [09/15/18]
Scored 50 or more points.....	63 vs. Alabama A&M [09/15/18]
Scored 60 or more points.....	63 vs. Alabama A&M [09/15/18]
Scored 70 or more points.....	72 vs. Austin Peay [09/03/11]

INDIVIDUAL PASSING

Had a player pass for 200 or more yards.....	274 by Desmond Ridder vs. Ohio [09/22/18]
Had a player pass for 250 or more yards.....	274 by Desmond Ridder vs. Ohio [09/22/18]
Had a player pass for 300 or more yards.....	381 by Hayden Moore at Navy [09/23/17]
Had a player pass for 350 or more yards.....	381 by Hayden Moore at Navy [09/23/17]
Had a player pass for 400 or more yards.....	523 by Gunner Kiel at Houston [11/07/15]
Had a player pass for 450 or more yards.....	523 by Gunner Kiel at Houston [11/07/15]
Had a player pass for 500 or more yards.....	523 by Gunner Kiel at Houston [11/07/15]
Had a player pass for 2 or more TDs.....	2 by Desmond Ridder vs. Ohio [09/22/18]
Had a player pass for 3 or more TDs.....	3 by Desmond Ridder vs. Alabama A&M [09/15/18]
Had a player pass for 4 or more TDs.....	4 by Gunner Kiel vs. East Carolina [10/22/16]
Had a player pass for 5 or more TDs.....	5 by Gunner Kiel vs. UCF [10/31/15]
Had a player pass for 6 or more TDs.....	6 by Gunner Kiel vs. Toledo [09/12/14]
Had a player complete 20 passes.....	20 by Hayden Moore vs. Temple [11/10/17]
Had a player complete 25 passes.....	28 by Hayden Moore at Navy [09/23/17]
Had a player complete 30 passes.....	30 by Gunner Kiel at East Carolina [11/28/15]
Had a player complete 35 passes.....	35 by Deontey Kenner at Southern Miss [10/23/99]
Had a player complete 10 straight passes.....	10 by Desmond Ridder vs. Ohio [09/22/18]
Had a player throw 30 passes.....	36 by Hayden Moore vs. Temple [11/10/17]
Had a player throw 35 passes.....	36 by Hayden Moore vs. Temple [11/10/17]
Had a player throw 40 passes.....	40 by Hayden Moore vs. UCF [10/07/17]
Had a player throw 45 passes.....	45 by Hayden Moore vs. Marshall [09/30/17]
Had a player throw 50 passes.....	56 by Hayden Moore at UConn [10/08/16]

INDIVIDUAL RECEIVING

Had a player with 10 or more receptions in a game.....	10 by Kahlil Lewis vs. SMU [10/21/17]
Had a player with 11 or more receptions in a game.....	11 by Kahlil Lewis vs. East Carolina [10/22/16]
Had a player with 12 or more receptions in a game.....	15 by Shaq Washington at East Carolina [11/28/15]
Had a player with 13 or more receptions in a game.....	15 by Shaq Washington at East Carolina [11/28/15]
Had a player with 14 or more receptions in a game.....	15 by Shaq Washington at East Carolina [11/28/15]
Had a player with 15 or more receptions in a game.....	15 by Shaq Washington at East Carolina [11/28/15]
Had a player receive 100 or more yards.....	104 by Rashad Medaris vs. Ohio [09/22/18]
Had a player receive 150 or more yards.....	150 by Kahlil Lewis vs. East Carolina [10/22/16]
Had a player receive 200 or more yards.....	221 by Chris Moore at Ohio State [09/27/14]
Had a player receive 250 or more yards.....	254 by Tom Rossley vs. Louisville [11/09/68]
Had a player receive for 2 or more TDs.....	2 by Kahlil Lewis vs. UConn [11/25/17]
Had a player receive for 3 or more TDs.....	3 by Kahlil Lewis vs. East Carolina [10/22/16]

GAMES AGAINST RANKED TEAMS

Beat a top 25 team.....	vs. No. 25 Virginia Tech [09/29/12]
Beat a top 10 team.....	No. 7 Rutgers, 30-11 [11/18/06]
Beat a ranked opponent at home.....	No. 21 USF, 34-17 [10/15/09]
Beat a ranked opponent on the road.....	at No. 14 Pittsburgh, 45-44 [12/05/09]
Beat a ranked opponent at a neutral site.....	vs. No. 25 vs. Virginia Tech [FedEx Field/09/29/12]
Beat back-to-back ranked opponents.....	10/30/08-11/08/08 #24 USF & @ #20 West Virginia
Lost to a ranked opponent at home.....	No. 25 UCF, 51-23 [10/07/17]

SPECIAL SITUATIONS

Scored on the first play from scrimmage.....	McKay 80-yard pass from Kiel vs. Memphis [10/4/14]
Had a game-winning field goal.....	Andrew Gantz, 42 yards at East Carolina [11/28/15]
UC shutout its opponent.....	at Miami [OH] [09/08/18, W, 21-0]
UC was shutout.....	vs. No. 16 West Virginia [11/09/05, L 38-0]
Converted a 2-point play.....	Mike Boone from Hayden Moore vs. UConn [11/25/17]

RETURNS/SPECIAL TEAMS/DEFENSE

Returned a KO for a TD.....	Ralph David Abernathy IV, 90 yards [12/31/11 vs. Vanderbilt]
Returned a Punt for a TD.....	Mardy Gilyard, 53 yards [9/12/09 vs. SEMO]
Had Two Interceptions.....	2 by Mike Tyson at Tulsa [11/25/16]
Had Three Interceptions.....	3 by Mike Tyson at Purdue [09/10/16]
Recorded a Safety.....	at UCLA [09/01/18]
Returned an INT for a TD.....	Malik Clements 14 yards at Miami OH [09/16/17]
Returned 2 INTs for TDs.....	D. Battle-30 yards & C. Cheatham-53 yards vs. Akron [9/17/11]
Recovered a fumble in endzone for a TD.....	Wilson Huber vs. Alabama A&M [09/15/18]
Executed a successful onside kick.....	Kick by Miliano/Recovered by Morrison at Rutgers [11/16/13]
Blocked a FG.....	Jordan Stepp vs. Rutgers [11/17/12 - 22-yard third quarter attempt]
Blocked a PAT.....	Cortez Broughton vs. USF [11/20/15 - first quarter]
Blocked a punt.....	Connor Barwin at Connecticut [10/25/08]

SINGLE-GAME RECORDS

SINGLE-GAME TEAM OFFENSE

Most Points	124 vs. Transylvania [1912]
Most Touchdowns	14 vs. Transylvania [1912]
Most Rushing Attempts	83 vs. Louisiana-Monroe [1977]
Most Rushing Yards	464 vs. Case-Western Reserve [1953] 464 vs. Virginia Military Institute [1953]
Most Rushing Touchdowns	14 vs. Transylvania [1912]
Most Passing Attempts	64 at Memphis [2015]
Most Passes Completed	38 at Memphis [2015]
Most Passing Yards	620 at Memphis [2015]
Most Interceptions Thrown	6 vs. Xavier [1972]
Most Touchdown Passes	6 vs. Toledo [2014]; vs. Illinois [2009]
Most Offensive Plays	100 at Memphis [2015]
Most Yards Total Offense	752 at Memphis [2015]
Most First Downs	38 at Memphis [2015]; 38 vs. Austin Peay [2018]
Most Fumbles	15 vs. Louisville [1970]
Most Fumbles Lost	7 vs. Virginia Military Institute [1951]
Most Turnovers	9 vs. Xavier [1955] 9 vs. Hardin-Simmons [1955] 9 vs. Virginia Military Institute [1951]
Most Penalties	18 vs. Kansas State [1951]
Most Penalty Yards	176 vs. Louisville [1968]
Most Punts	13 vs. Pittsburgh [1981] 13 vs. Mississippi State [1948]
Most Punting Yards	510 vs. Louisville [1996]
Most Punt Return Yards	177 vs. Ohio [1949]
Most Kickoff Return Yards	295 vs. Memphis [1971]
Fewest Rushing Attempts	15 vs. Illinois [2009]
Fewest Rushing Yards	-23 vs. Rutgers [2005]
Fewest Passes Completed	0 vs. Dayton [1970]
Fewest Passing Yards	0 vs. Dayton [1970]
Fewest Yards Total Offense	46 vs. North Texas State [1959]
Fewest First Downs	3 vs. West Virginia [1989]
Fewest Penalties	1 five times vs. Rutgers [1994], vs. Louisville [1966], vs. Memphis [1966], vs. Army [1963], vs. Hawai'i [1954]
Fewest Yards Penalized	4 vs. Memphis [1966]
Fewest Punts	0 vs. Miami [OH] [2008] 0 vs. Memphis [1998] 0 vs. Miami [OH] [1954]

SINGLE-GAME TEAM DEFENSE

Fewest Rushing Attempts Allowed	17 vs. Dayton [1961]
Fewest Rushing Yards Allowed	-46 vs. Kansas [1997]
Fewest Passing Attempts	1 vs. Boston College [1964]
Fewest Pass Completions Allowed	0 six times vs. Louisville [1974], vs. Ohio [1973], vs. Boston College [1964], vs. Indiana [1963], vs. Ohio [1949]
Fewest Passing Yards Allowed	-1 vs. Xavier [1971]
Fewest Yards Total Offense Allowed	18 vs. Louisiana-Lafayette [1973]
Most Points Allowed	81 vs. Penn State [1991]
Most Rushing Attempts Allowed	86 vs. West Virginia [1969]
Most Rushing Yards Allowed	539 vs. Northern Illinois [1989]
Most Passing Attempts Allowed	67 vs. Louisville [1997]
Most Pass Completions Allowed	37 vs. East Carolina [1997]
Most Passing Yards Allowed	482 vs. Florida [2010]
Most Yards Total Defense Allowed	742 vs. Louisville [1998]
Most Passes Intercepted	7 vs. Kansas State [1951]
Most Interception Return Yards	162 vs. Dayton [1956]
Most Turnovers Forced	8 vs. Rice [1974]

SINGLE-GAME INDIVIDUAL OFFENSE

Rushing Attempts	45 by Steve Cowan vs. Ohio [1970]
Rushing Yards	306 by Bob Hynes vs. Case Western Reserve [1923]
Yards Per Rush	29.5 by Mike Boone at Miami [OH] [4 carries, 118 yards] [2015]
Rushing Touchdowns	6 by Ike Stewart vs. Transylvania [1912] 6 by Bob Heuck vs. Transylvania [1912]
Passing Attempts	59 by Deontey Kenner vs. Southern Miss [1999]
Passing Completions	35 by Deontey Kenner vs. Southern Miss [1999] 35 by Greg Cook vs. Ohio [1968]
Passing Yards	557 by Hayden Moore at Memphis [2015]
Passing Touchdowns	6 by Gunner Kiel [2014]; by Tony Pike vs. Illinois [2009]
Interceptions Thrown	6 by Mike Shoemaker vs. Xavier [1972]
Receptions	15 by Shaq Washington at East Carolina [2015]
Receiving Yards	254 by Tom Rossley vs. Louisville [1968]
Yards Per Reception	73.7 by Chris Moore at Ohio State [3 receptions, 221 yards] [2014]
Receiving Touchdowns	3 by eight players, last by Chris Moore at Ohio State [2014]
All-Purpose Yards (Rsh., Rec. and Ret.)	381 by Mardy Gilyard at Pittsburgh [2009]
Total Yards	564 by Hayden Moore at Memphis [2015]
Total Points	51 by Ike Stewart vs. Transylvania [1912]
Touchdowns	8 by Ike Stewart vs. Transylvania [1912]
Extra Points Made	12 by Alonzo Weiss vs. Transylvania [1912]
Field Goals Made	4 by 10 players, last by Andrew Gantz at Memphis [2015]
Punts	13 by Phil Peckich at Pittsburgh [1981]
Punting Yards	510 by Steve Smith at Louisville [1996]
Punting Average	59.7 by Kevin Huber vs. Marshall [3 punts] [2007]
Kickoff Returns	8 by Mardy Gilyard at Pittsburgh [2009] 8 by LaDaris Vann vs. East Carolina [1999]
Kickoff Return Yards	256 by Mardy Gilyard at Pittsburgh [2009]
Kickoff Returns For Touchdowns	1 by 20 players, last by Mardy Gilyard at Pittsburgh [2009]
Punt Returns	7 by Mike Daniels vs. Western Carolina [2005] 7 by Tinker Keck vs. Kansas [1997] 7 by Charley Bland vs. Villanova [1973]
Punt Return Yards	161 by Gene Gibson vs. Ohio [1949]
Punt Return Touchdowns	2 by Tinker Keck vs. Louisville [1997] 2 by Gene Gibson vs. Ohio [1949]

SINGLE-GAME INDIVIDUAL DEFENSE

Total Tackles	19 by Greg Blair at Louisville [10/26/12] * Frank Callicott vs. UAB [11/30/02] * Jeff Luc vs. Miami [Ohio] [9/20/14] *
Tackles For A Loss	5.5 by Brandon Mills vs. Rutgers [11/20/10] *
Sacks	4.0 by Alex Daniels at Miami [Ohio] [10/3/09] * Antwan Peek vs. Louisiana-Monroe [12/1/01] *
Forced Fumbles	3 by Antwan Peek vs. Louisiana Monroe [12/1/01] *
Fumble Recoveries	2 by Willis Edwards vs. Memphis [10/26/02] * Ivan Fields at Memphis [11/11/00] * Jeff Luc vs. USF [10/14/14] * Wes Richardson at NC State [9/16/10] *
Pass Break Ups	4 by Zach Norton vs. Louisville [10/27/01] *
Interceptions	4 by Bob Hynes vs. Ohio Northern [1923]
Interception Return Yards	123 by Shawn Ferguson vs. Memphis [1998]
Interception Returns for Touchdowns	2 by Shawn Ferguson vs. Memphis [1998]
Blocked Kicks	2 by Connor Barwin at Marshall [10/3/08] * Antwan Peek vs. Miami [10/28/00] *

* - Since 2000